



GOVERNMENT OF THE PUNJAB



FOR
2018 – 2019

GOVERNMENT OF THE PUNJAB
GENERAL ABSTRACT OF REVENUE AND CAPITAL RECEIPTS


(Rs. in Million)

Page No.	RECEIPTS	Budget Estimates 2017-2018	Revised Estimates 2017-2018	Budget Estimates 2018-2019
	PROVINCIAL CONSOLIDATED FUND	1,970,700.000	1,898,339.857	2,026,515.751
	GENERAL REVENUE RECEIPTS	1,502,492.312	1,525,481.985	1,652,175.906
1-2	Federal Divisible Pool	1,154,185.293	1,132,550.128	1,276,325.088
	Provincial Own Receipts	348,307.019	392,931.857	375,850.818
	<u>Tax Revenue</u>	230,985.703	206,900.155	275,783.818
3-6	Board of Revenue	61,400.003	62,500.053	75,328.711
7-9	Excise & Taxation	32,700.000	28,500.047	37,650.057
10-11	Finance	130,000.000	115,000.000	155,575.000
12-13	Transport	600.000	700.010	830.000
14-15	Energy	6,285.700	200.045	6,400.050
	<u>Non Tax Revenue</u>	117,321.316	186,031.702	100,067.000
16-17	Agriculture	969.100	1,125.227	1,235.600
18-19	Board of Revenue	3,020.055	1,185.699	3,020.055
20-21	Communication and Works	3,135.086	3,518.744	5,000.000
22-23	Cooperatives	4.417	2.470	3.490
24-25	Education	1,967.014	1,893.658	1,948.821
26-33	Finance	80,345.316	148,011.898	54,921.000
34-36	Forestry, Wildlife & Fishries	1,018.015	1,018.775	1,158.000
37-38	Health	929.800	1,036.836	1,304.106
39-40	Home	995.560	980.707	1,035.004
41-42	HUD & PHE	895.000	1,192.090	1,275.784
43-44	Industries	363.044	307.464	335.000
45-47	Irrigation	1,989.000	1,499.806	2,001.000

(ii)

(Rs. in Million)

Page No.	RECEIPTS	Budget Estimates 2017-2018	Revised Estimates 2017-2018	Budget Estimates 2018-2019
48-49	Law & Parliamentary Affairs	526.200	730.965	666.066
50-51	Livestock and Dairy Development	1,441.056	1,016.390	1,493.038
52-53	Mines & Minerals	10,600.000	8,300.000	12,000.000
54-55	Police	3,820.108	4,325.560	6,000.000
56-58	Miscellaneous	5,302.545	9,885.413	6,670.036
	Capital Receipts	468,207.688	372,857.872	374,339.845
59-60	Board of Revenue	0.009	0.036	0.036
61-68	Finance	208,250.700	150,326.353	94,886.029
69-70	Food	259,956.979	222,531.483	279,453.780



FEDERAL DIVISIBLE POOL

Total Receipt: 1276,325,088,000Head of Department: *The Secretary to Government of the Punjab, Finance*

	Budget Estimates 2017-2018	Revised Estimates 2017-2018	Budget Estimates 2018-2019
Summary			
B-TAX REVENUE			
B01	Direct Taxes	<u>456,141,347,000</u>	<u>446,314,387,000</u>
B011	Taxes on Income	<u>455,345,029,000</u>	<u>444,626,695,000</u>
B018	Capital Value Tax on Moveable Property	<u>796,318,000</u>	<u>1,687,692,000</u>
B02	Indirect Taxes	<u>698,043,946,000</u>	<u>686,235,741,000</u>
B021	Land Customs	<u>167,553,288,000</u>	<u>173,168,042,000</u>
B023	Sales Tax	<u>467,195,005,000</u>	<u>450,251,604,000</u>
B024	Federal Excise	<u>62,823,371,000</u>	<u>62,252,448,000</u>
B025	Federal Excise on Natural Gas	<u>472,282,000</u>	<u>563,647,000</u>



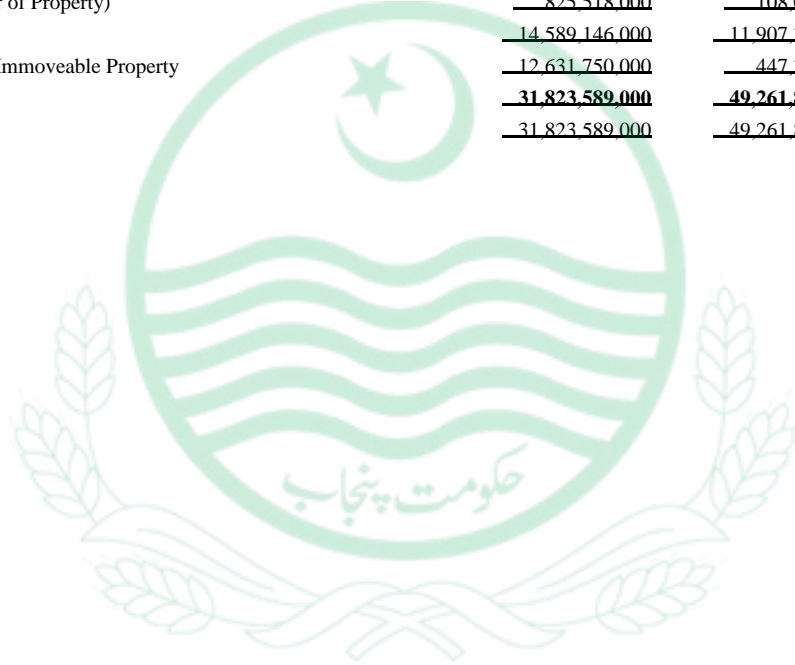
FEDERAL DIVISIBLE POOL

Detail		Budget Estimates 2017-2018	Revised Estimates 2017-2018	Budget Estimates 2018-2019
B-TAX REVENUE				
B01	Direct Taxes	<u>456,141,347,000</u>	<u>446,314,387,000</u>	<u>495,429,114,000</u>
B011	Taxes on Income	<u>455,345,029,000</u>	<u>444,626,695,000</u>	<u>493,555,683,000</u>
B01108	Share of Net Proceeds Assigned to Provinces	455,345,029,000	444,626,695,000	493,555,683,000
B018	Capital Value Tax on Moveable Property	<u>796,318,000</u>	<u>1,687,692,000</u>	<u>1,873,431,000</u>
B01809	CVT Share assigned to Provinces	796,318,000	1,687,692,000	1,873,431,000
B02	Indirect Taxes	<u>698,043,946,000</u>	<u>686,235,741,000</u>	<u>780,895,974,000</u>
B021	Land Customs	<u>167,553,288,000</u>	<u>173,168,042,000</u>	<u>212,130,749,000</u>
B02170	Share of Net Proceeds Assigned to Provinces	167,553,288,000	173,168,042,000	212,130,749,000
B023	Sales Tax	<u>467,195,005,000</u>	<u>450,251,604,000</u>	<u>494,781,829,000</u>
B02303	Share of Net Proceeds Assigned to Provinces	467,195,005,000	450,251,604,000	494,781,829,000
B024	Federal Excise	<u>62,823,371,000</u>	<u>62,252,448,000</u>	<u>73,319,544,000</u>
B02408	Share of Net Proceeds Assigned to Provinces	62,823,371,000	62,252,448,000	73,319,544,000
B025	Federal Excise on Natural Gas	<u>472,282,000</u>	<u>563,647,000</u>	<u>663,852,000</u>
B02503	Net Proceeds on Excise Duty on Natural Gas Assigned to Provinces	472,282,000	563,647,000	663,852,000

BOARD OF REVENUE

Total Receipt: 75,328,711,000Head of Department: *The Senior Member Board of Revenue*

	Budget Estimates 2017-2018	Revised Estimates 2017-2018	Budget Estimates 2018-2019
Summary			
B-TAX REVENUE			
B01	Direct Taxes	<u>29,576,414,000</u>	<u>13,238,176,000</u>
B011	Taxes on Income	<u>1,530,000,000</u>	<u>775,400,000</u>
B013	Property Tax (Transfer of Property)	<u>825,518,000</u>	<u>108,000,000</u>
B014	Land Revenue	<u>14,589,146,000</u>	<u>11,907,386,000</u>
B017	Capital Value Tax on Immoveable Property	<u>12,631,750,000</u>	<u>447,390,000</u>
B02	Indirect Taxes	<u>31,823,589,000</u>	<u>49,261,877,000</u>
B027	Stamp Duty	<u>31,823,589,000</u>	<u>49,261,877,000</u>



BOARD OF REVENUE

Detail		Budget Estimates 2017-2018	Revised Estimates 2017-2018	Budget Estimates 2018-2019
B-TAX REVENUE				
B01	Direct Taxes	<u>29,576,414,000</u>	<u>13,238,176,000</u>	<u>18,493,487,000</u>
B011	Taxes on Income	<u>1,530,000,000</u>	<u>775,400,000</u>	<u>1,650,000,000</u>
B01173	Tax on Agricultural Income in the Punjab	1,530,000,000	775,400,000	1,650,000,000
B013	Property Tax (Transfer of Property)	<u>825,518,000</u>	<u>108,000,000</u>	<u>163,817,000</u>
B01311	Fees for Registering Documents	813,750,000	104,200,000	150,517,000
B01312	Copying Registered Documents	3,268,000	1,500,000	2,100,000
B01320	Others	8,500,000	2,300,000	11,200,000
B014	Land Revenue	<u>14,589,146,000</u>	<u>11,907,386,000</u>	<u>16,679,670,000</u>
B01403	Malkana	550,000	9,650,000	10,200,000
B01404	Sale of Government Estates		184,322,000	
B01406	Fines and Forfeitures	125,950,000	26,250,000	34,100,000
B01407	Rent of Agricultural Land for a Single Year or Harvest or for a Fixed Number of Years Rent from	525,250,000	150,200,000	458,620,000
B01408	Shops and Other Sites, Nazul Buildings and Land	65,500,000	22,700,000	25,200,000
B01409	Others not elsewhere Classified	2,200,000	1,500,000	2,550,000
B01411	Recovery on Account of Survey and Settlement Charges	11,000	11,000	13,000
B01413	Fees for Consolidation of Holdings	450,000	250,000	350,000
B01414	Tirmi Grazing Dues	250,000	150,000	250,000
B01415	Collection Fee on the Dues Recovered as Arrears of Land Revenue through Revenue Agencies.	1,100,000	550,000	1,275,000
B01416	Revenue Talbana	770,000	650,000	850,000
B01417	Mutation Fee	13,450,000,000	11,000,150,000	15,548,100,000
B01418	Copying and Inspection Fees of Patwaries Record	385,500,000	475,500,000	557,200,000
B01419	Copying Fees for the Preparation of Produce Statement and Five Yearly Abstracts of Yield	165,000	150,000	200,000

BOARD OF REVENUE


Detail		Budget Estimates 2017-2018	Revised Estimates 2017-2018	Budget Estimates 2018-2019
B-TAX REVENUE				
B01421	Recoveries of Overpayments	950,000	1,350,000	510,000
B01424	Local Rates on Lands Interest Assessable to Land Revenue Other	25,000,000	28,182,000	32,150,000
B01425	Land Revenue - Others	5,500,000	5,821,000	8,102,000
B017	Capital Value Tax on Immoveable Property	<u>12,631,750,000</u>	<u>447,390,000</u>	
B01701	Urban	8,150,250,000	370,000,000	
B01702	Rural	230,200,000	9,850,000	
B01703	Capital Value Tax on Immovable Assets - Urban (Residential)	2,450,050,000	16,500,000	
B01704	Capital Value Tax on Immovable Assets - Urban (Commercial)	1,350,500,000	13,800,000	
B01705	Capital Value Tax on Immovable Assets - Urban (Others)	375,500,000	20,500,000	
B01706	Capital Value Tax on Immovable Assets - Rural (Residential)	25,250,000	120,000	
B01707	Capital Value Tax on Immovable Assets - Rural (Agricultural)	8,500,000	500,000	
B01708	Capital Value Tax on Immovable Assets - Rural (Others)	25,500,000	320,000	
B01709	Capital Value tax on Immovable Property-	10,500,000		
B01770	Others	5,500,000	15,800,000	
B02	Indirect Taxes	<u>31,823,589,000</u>	<u>49,261,877,000</u>	<u>56,835,224,000</u>
B027	Stamp Duty	<u>31,823,589,000</u>	<u>49,261,877,000</u>	<u>56,835,224,000</u>
B02701	Sale of Stamps	25,317,369,000	40,090,250,000	46,150,250,000
B02702	On Bills of Exchange, Cheques and Other	35,250,000	20,125,000	23,545,000
B02703	Receipt on Account of Stamp Duties Leveid under Supplementary Tax Ordinance, 1957	87,250,000	100,160,000	102,120,000
B02704	Other Non Judicial Sale and General Stamps	1,750,000,000	1,332,250,000	1,691,406,000

BOARD OF REVENUE

Detail		Budget Estimates 2017-2018	Revised Estimates 2017-2018	Budget Estimates 2018-2019
B-TAX REVENUE				
B02705	Duty Recovered under Rules 10 and 11 of Pakistan Stamp Rules 1925	850,000,000	212,100,000	250,100,000
B02706	Duty Documents Voluntarily brought for Adjudication under Section 31 of Act II 1899	550,000	2,500,000	7,900,000
B02707	Duty on Other Immersing Documents	50,000,000	18,100,000	25,260,000
B02708	Fines and Penalties	1,350,000	1,350,000	3,150,000
B02710	On Transfer of Property Rights	75,000	265,250,000	375,250,000
B02711	On Declaration of Newspapers / Periodicals / Printing Press	705,000	710,000	824,000
B02712	Sale of Property Transactions	350,250,000	510,000	592,000
B02713	Duty Levied on Unstamped or insufficient Stamped Documents under Sections 35, 40 & 48 of Act, 1899	260,200,000	725,102,000	730,125,000
B02714	Non Judicial - Recoveries from Government Departments for Stamps Supplies	150,000		
B02720	Stamp Duty on Transfer of Right	2,450,500,000	5,800,150,000	6,728,174,000
B02730	Others	15,500,000	32,150,000	70,250,000
B02731	Sale of Stamps	300,000	310,000	320,000
B02732	Court Fees	3,500,000		
B02734	Court Fees Realized in Stamps	650,250,000	660,250,000	675,250,000
B02735	Fines and Penalties	390,000	610,000	708,000

EXCISE & TAXATIONTotal Receipt: 37,650,057,000Head of Department: *The Secretary to Government of the Punjab, Excise & Taxation*

	Budget Estimates 2017-2018	Revised Estimates 2017-2018	Budget Estimates 2018-2019
Summary			
B-TAX REVENUE			
B01	Direct Taxes	<u>13,402,465,000</u>	<u>11,096,967,000</u>
B013	Property Tax (Transfer of Property)	<u>12,475,465,000</u>	<u>10,369,382,000</u>
B016	Tax on Profession, Trades and Callings	<u>927,000,000</u>	<u>727,125,000</u>
B019	Other Direct Taxes		<u>460,000</u>
B02	Indirect Taxes	<u>18,772,285,000</u>	<u>16,929,280,000</u>
B026	Provincial Excise	<u>4,134,693,000</u>	<u>3,283,613,000</u>
B028	Motor Vehicles	<u>14,637,592,000</u>	<u>13,645,667,000</u>
B03	Indirect Taxes	<u>525,250,000</u>	<u>473,800,000</u>
B030	Other Indirect Taxes	<u>525,250,000</u>	<u>473,800,000</u>

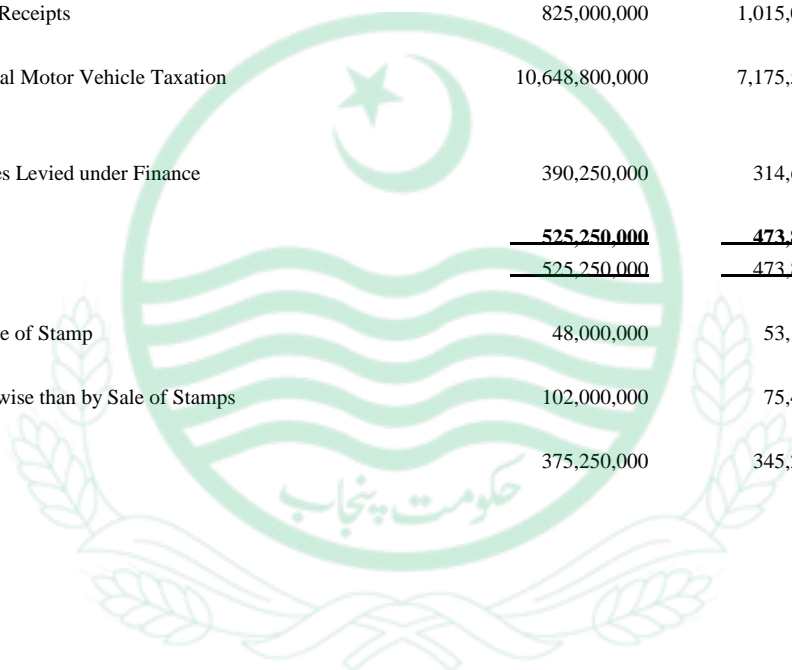


EXCISE & TAXATION

Detail		Budget Estimates 2017-2018	Revised Estimates 2017-2018	Budget Estimates 2018-2019
B-TAX REVENUE				
B01	Direct Taxes	<u>13,402,465,000</u>	<u>11,096,967,000</u>	<u>13,276,650,000</u>
B013	Property Tax (Transfer of Property)	<u>12,475,465,000</u>	<u>10,369,382,000</u>	<u>12,341,650,000</u>
B01301	Ordinary Collection	12,000,465,000	10,174,200,000	12,116,200,000
B01303	Tax on Luxury Houses	475,000,000	195,182,000	225,450,000
B016	Tax on Profession, Trades and Callings	<u>927,000,000</u>	<u>727,125,000</u>	<u>935,000,000</u>
B01601	Ordinary Collection	927,000,000	675,020,000	935,000,000
B01603	Deduction at Source		52,105,000	
B019	Other Direct Taxes		<u>460,000</u>	
B01903	Corporate Asset Tax - Other Collection		432,000	
B01904	Capital Gains Tax-Other Collection		28,000	
B02	Indirect Taxes	<u>18,772,285,000</u>	<u>16,929,280,000</u>	<u>23,848,157,000</u>
B026	Provincial Excise	<u>4,134,693,000</u>	<u>3,283,613,000</u>	<u>6,650,730,000</u>
B02601	Malt Liquors - Duty on Beer Manufactured in Pakistan	385,000,000	230,350,000	390,000,000
B02602	Foreign Liquors - Duty on Spirits Manufactured in Pakistan and Classed as Foreign Spirits	1,350,025,000	1,725,591,000	1,750,200,000
B02603	License Fee for the General Sale of Foreign Liquor whether Imported or Manufactured in Pakistan	945,500,000	919,408,000	1,102,200,000
B02604	Duty on Manufacturing of Spirit	3,850,000	3,682,000	3,010,000
B02611	License Fee for Commercial Spirits	2,750,000	12,515,000	9,100,000
B02612	License Fee for Denatured Spirits	16,500,000	10,703,000	11,800,000
B02613	Permit Fee for Denatured Spirits	85,500,000	75,050,000	86,200,000
B02621	Duty on Spirit used in the Manufacture of medicine and on rectified spirits and absolute alcohol used	220,000,000	240,200,000	255,200,000
B02622	Receipts from Distilleries	1,088,000,000	25,280,000	3,000,000,000
B02623	Collection of Payments for Services Rendered	36,850,000	40,148,000	42,250,000
B02625	Fines, Confiscation and Miscellaneous	205,000	196,000	254,000

EXCISE & TAXATION

Detail		Budget Estimates 2017-2018	Revised Estimates 2017-2018	Budget Estimates 2018-2019
B-TAX REVENUE				
B02628	Others	513,000	490,000	516,000
B028	Motor Vehicles	<u>14,637,592,000</u>	<u>13,645,667,000</u>	<u>17,197,427,000</u>
B02801	Fee for Registrations	2,773,542,000	5,140,500,000	5,600,200,000
B02802	Fee for Miscellaneous Receipts	825,000,000	1,015,000,000	1,105,200,000
B02803	Receipt under Provincial Motor Vehicle Taxation Act	10,648,800,000	7,175,500,000	9,441,777,000
B02805	Tax on Luxury Vehicles Levied under Finance Act, 1997	390,250,000	314,667,000	1,050,250,000
B03	Indirect Taxes	<u>525,250,000</u>	<u>473,800,000</u>	<u>525,250,000</u>
B030	Other Indirect Taxes	<u>525,250,000</u>	<u>473,800,000</u>	<u>525,250,000</u>
B03001	Duty Recovered by Sale of Stamp	48,000,000	53,150,000	48,000,000
B03002	Duty Recovered Otherwise than by Sale of Stamps	102,000,000	75,400,000	102,000,000
B03055	Cotton Fees	375,250,000	345,250,000	375,250,000



FINANCE

Total Receipt: 155,575,000,000Head of Department: *The Secretary to Government of the Punjab, Finance*

		Budget Estimates 2017-2018	Revised Estimates 2017-2018	Budget Estimates 2018-2019
Summary				
B-TAX REVENUE				
B02	Indirect Taxes	<u>127,000,000,000</u>	<u>111,550,000,000</u>	<u>151,575,000,000</u>
B023	Sales Tax	<u>127,000,000,000</u>	<u>111,550,000,000</u>	<u>151,575,000,000</u>
B03	Indirect Taxes	<u>3,000,000,000</u>	<u>3,450,000,000</u>	<u>4,000,000,000</u>
B030	Other Indirect Taxes	<u>3,000,000,000</u>	<u>3,450,000,000</u>	<u>4,000,000,000</u>



FINANCE

Detail		Budget Estimates 2017-2018	Revised Estimates 2017-2018	Budget Estimates 2018-2019
B-TAX REVENUE				
B02	Indirect Taxes	<u>127,000,000,000</u>	<u>111,550,000,000</u>	<u>151,575,000,000</u>
B023	Sales Tax	<u>127,000,000,000</u>	<u>111,550,000,000</u>	<u>151,575,000,000</u>
B02385	Sales tax on Services (Punjab)	127,000,000,000	111,550,000,000	151,575,000,000
B03	Indirect Taxes	<u>3,000,000,000</u>	<u>3,450,000,000</u>	<u>4,000,000,000</u>
B030	Other Indirect Taxes	<u>3,000,000,000</u>	<u>3,450,000,000</u>	<u>4,000,000,000</u>
B03086	Punjab Infrastructure Development Cess	3,000,000,000	3,450,000,000	4,000,000,000



TRANSPORT

Total Receipt: 830,000,000Head of Department: *The Secretary to Government of the Punjab, Transport*

		Budget Estimates 2017-2018	Revised Estimates 2017-2018	Budget Estimates 2018-2019
Summary				
B-TAX REVENUE				
B02	Indirect Taxes	<u>600,000,000</u>	<u>700,010,000</u>	<u>830,000,000</u>
B028	Motor Vehicles	<u>600,000,000</u>	<u>700,010,000</u>	<u>830,000,000</u>



TRANSPORT

Detail		Budget Estimates 2017-2018	Revised Estimates 2017-2018	Budget Estimates 2018-2019
B-TAX REVENUE				
B02	Indirect Taxes	<u>600,000,000</u>	<u>700,010,000</u>	<u>830,000,000</u>
B028	Motor Vehicles	<u>600,000,000</u>	<u>700,010,000</u>	<u>830,000,000</u>
B02811	Other Receipts on Account of Motor Vehicles Fitness Certificates	200,000,000	244,900,000	200,000,000
B02812	Other Receipt on Account of Vehicles Route Permit Fee	400,000,000	455,110,000	630,000,000



ENERGY


Total Receipt: 6,400,050,000Head of Department: *The Secretary to Government of the Punjab, Energy Department*

		Budget Estimates 2017-2018	Revised Estimates 2017-2018	Budget Estimates 2018-2019
Summary				
B-TAX REVENUE				
B03	Indirect Taxes	<u>6,285,700,000</u>	<u>200,045,000</u>	<u>6,400,050,000</u>
B030	Other Indirect Taxes	<u>6,285,700,000</u>	<u>200,045,000</u>	<u>6,400,050,000</u>



ENERGY

Detail		Budget Estimates 2017-2018	Revised Estimates 2017-2018	Budget Estimates 2018-2019
B-TAX REVENUE				
B03	Indirect Taxes	<u>6,285,700,000</u>	<u>200,045,000</u>	<u>6,400,050,000</u>
B030	Other Indirect Taxes	<u>6,285,700,000</u>	<u>200,045,000</u>	<u>6,400,050,000</u>
B03031	Fee Payable under Electricity Rules	25,500,000	30,055,000	34,100,000
B03032	Fee Payable under Cinematograph Act and Electricity Rules	80,000	140,000	200,000
B03033	Fee Payable for the grant of certificates of Competency to Supervisor and Licenses to Electrical Con	540,000	850,000	850,000
B03034	Electricity Duty Current Receipt (WAPDA)	6,248,923,000	157,700,000	6,353,400,000
B03035	Miscellaneous Receipts Fee	10,657,000	11,300,000	11,500,000



AGRICULTURE

Total Receipt: 1,235,600,000Head of Department: *The Secretary to Government of the Punjab, Agriculture Department.*

	Budget Estimates 2017-2018	Revised Estimates 2017-2018	Budget Estimates 2018-2019	
Summary				
C-NON-TAX REVENUE				
C03	Miscellaneous Receipts	<u>969,100,000</u>	<u>1,125,227,000</u>	<u>1,235,600,000</u>
C031	Economic Services Receipts Food & Agriculture	<u>969,100,000</u>	<u>1,125,227,000</u>	<u>1,235,600,000</u>



AGRICULTURE

Detail		Budget Estimates 2017-2018	Revised Estimates 2017-2018	Budget Estimates 2018-2019
C-NON-TAX REVENUE				
C03	Miscellaneous Receipts	<u>969,100,000</u>	<u>1,125,227,000</u>	<u>1,235,600,000</u>
C031	Economic Services Receipts Food & Agriculture	<u>969,100,000</u>	<u>1,125,227,000</u>	<u>1,235,600,000</u>
C03117	Receipts from Experimental Farms	83,050,000	73,500,000	75,200,000
C03118	Receipts from Agriculture / Seed Farms	305,000,000	275,200,000	250,500,000
C03119	Receipts from Receipts from District Farms	11,048,000	8,000,000	6,506,000
C03120	Receipts from Agriculture / Engineering / Machinery Maintenance Farms	198,000,000	262,500,000	274,679,000
C03121	Receipts from Boring Operation	22,498,000	34,250,000	34,250,000
C03122	Receipts from Research Operation	126,000,000	130,870,000	150,100,000
C03123	Receipts from Plant Protection Operation	65,000,000	85,500,000	82,250,000
C03124	Receipts from Soil Conservation and Operation	29,620,000	32,250,000	36,250,000
C03126	Fees Other than Cotton Fee under Cotton Control Ordinance	15,400,000	10,200,000	12,800,000
C03129	Receipt from Karkhana Alat e Zarae	2,289,000	12,000	
C03133	Agriculture Receipts from on Farm Management Project	2,150,000	7,300,000	7,500,000
C03134	Agriculture - Recoveries of Overpayments	15,250,000	16,250,000	18,400,000
C03136	Agriculture Other	93,500,000	188,250,000	239,425,000
C03137	Hire Charges of Tractors / Lazer Land Leveling Equipment	130,000	45,000	140,000
C03199	Others - Food & Agriculture	165,000	1,100,000	47,600,000

BOARD OF REVENUE

Total Receipt: 3,020,055,000Head of Department: *The Senior Member Board of Revenue*

	Budget Estimates 2017-2018	Revised Estimates 2017-2018	Budget Estimates 2018-2019	
Summary				
C-NON-TAX REVENUE				
C03	Miscellaneous Receipts	<u>3,020,055,000</u>	<u>1,185,699,000</u>	<u>3,020,055,000</u>
C037	Extraordinary Receipts	<u>3,020,055,000</u>	<u>1,185,699,000</u>	<u>3,020,055,000</u>



BOARD OF REVENUE

Detail		Budget Estimates 2017-2018	Revised Estimates 2017-2018	Budget Estimates 2018-2019
C-NON-TAX REVENUE				
C03	Miscellaneous Receipts	<u>3,020,055,000</u>	<u>1,185,699,000</u>	<u>3,020,055,000</u>
C037	Extraordinary Receipts	<u>3,020,055,000</u>	<u>1,185,699,000</u>	<u>3,020,055,000</u>
C03701	Sale of Land	193,000,000	320,895,000	500,500,000
C03702	Sale of Land - Town Sites and Colonies	545,800,000	775,025,000	1,000,250,000
C03703	Sale of Land - Sale of Under Developed Agricultural Land by Auction or Private Treaty in Colonies	20,574,000	11,486,000	17,250,000
C03704	Sale of Land - Sale of Under	6,750,000	9,520,000	12,200,000
C03705	Sale of Land - Sale of Propriety Rights to Tenants in Colonies	165,000,000	55,250,000	479,550,000
C03706	Sale of Other Government Assets	1,500,000	10,000	1,500,000
C03707	Other Receipts - Fees, Fines and Forfeitures	9,250,000	510,000	2,000,000
C03708	Sale of State Owned Assets	1,000		
C03709	Sale of Land by PPB / RPC	1,500,000,000	2,096,000	900,000,000
C03710	Sale of Government Assets by PPB / RPCs	550,000,000	3,403,000	100,000,000
C03721	Sale Proceeds and Rent of Urban Evacuee Property and Rent Mortgage Money of Agricultural Lands	55,000	1,000	55,000
C03722	Interest on Deferred Payments of Land Sold in Colonies	10,500,000	1,003,000	1,500,000
C03725	Others	4,125,000	6,500,000	5,250,000
C03745	Receipts from Special Commercial	13,500,000		

COMMUNICATION AND WORKS

Total Receipt: 5,000,000,000Head of Department: *The Secretary to Government of the Punjab, Communication and Works*

	Budget Estimates 2017-2018	Revised Estimates 2017-2018	Budget Estimates 2018-2019
Summary			
C-NON-TAX REVENUE			
C02	Receipts From Civil Admin. and Other Function	<u>3,135,086,000</u>	<u>3,518,744,000</u>
C027	Community Services Receipts	<u>3,135,086,000</u>	<u>3,518,744,000</u>



COMMUNICATION AND WORKS

Detail		Budget Estimates 2017-2018	Revised Estimates 2017-2018	Budget Estimates 2018-2019
C-NON-TAX REVENUE				
C02	Receipts From Civil Admin. and Other Function	<u>3,135,086,000</u>	<u>3,518,744,000</u>	<u>5,000,000,000</u>
C027	Community Services Receipts	<u>3,135,086,000</u>	<u>3,518,744,000</u>	<u>5,000,000,000</u>
C02701	Building Rent	409,000,000	545,125,000	560,250,000
C02703	Recoveries of Expenditure	15,500,000	2,250,000	17,825,000
C02704	Recoveries of Over payments	8,000,000	7,520,000	8,000,000
C02705	Collection of Payments for Services Rendered	7,500,000	11,050,000	8,250,000
C02706	Others	225,150,000	285,250,000	494,335,000
C02711	Building Rent	1,500,000	690,000	1,652,000
C02712	Tolls on Roads and Bridges	2,223,570,000	1,866,829,000	2,900,000,000
C02713	Recoveries of Expenditure	7,510,000	3,980,000	8,261,000
C02714	Recoveries of Overpayments	1,760,000	18,900,000	15,520,000
C02715	Collection of Payments for Services Rendered	4,250,000	9,750,000	12,210,000
C02716	Others	218,229,000	765,250,000	959,269,000
C02717	Fee for use of Right of Way laying Cables / Pipelines etc. along the ROW of all Provincial Roads	13,117,000	2,150,000	14,428,000

COOPERATIVES


Total Receipt: 3,490,000Head of Department: *The Secretary to Government of the Punjab, Cooperatives*

	Budget Estimates 2017-2018	Revised Estimates 2017-2018	Budget Estimates 2018-2019
Summary			
C-NON-TAX REVENUE			
C03	Miscellaneous Receipts	<u>4,417,000</u>	<u>2,470,000</u>
C034	Eco.Services Receipts Cooperation, Irrigation	<u>4,417,000</u>	<u>3,490,000</u>



COOPERATIVES

Detail		Budget Estimates 2017-2018	Revised Estimates 2017-2018	Budget Estimates 2018-2019
C-NON-TAX REVENUE				
C03	Miscellaneous Receipts	<u>4,417,000</u>	<u>2,470,000</u>	<u>3,490,000</u>
C034	Eco.Services Receipts Cooperation, Irrigation	<u>4,417,000</u>	<u>2,470,000</u>	<u>3,490,000</u>
C03401	Audit Fees	35,000	20,000	40,000
C03403	Recoveries from Other Provincial Government on Acc of Training in Cooperative Training Institutions	1,202,000	800,000	1,200,000
C03404	Recoveries of Overpayments	2,950,000	1,500,000	2,000,000
C03406	Other	230,000	150,000	250,000



EDUCATION

Total Receipt: 1,948,821,000Head of Department: *The Secretary to Government of the Punjab, Education*

		Budget Estimates 2017-2018	Revised Estimates 2017-2018	Budget Estimates 2018-2019
Summary				
C-NON-TAX REVENUE				
C02	Receipts From Civil Admin. and Other Function	<u>1,967,014,000</u>	<u>1,893,658,000</u>	<u>1,948,821,000</u>
C028	Social Services	<u>1,967,014,000</u>	<u>1,893,658,000</u>	<u>1,948,821,000</u>



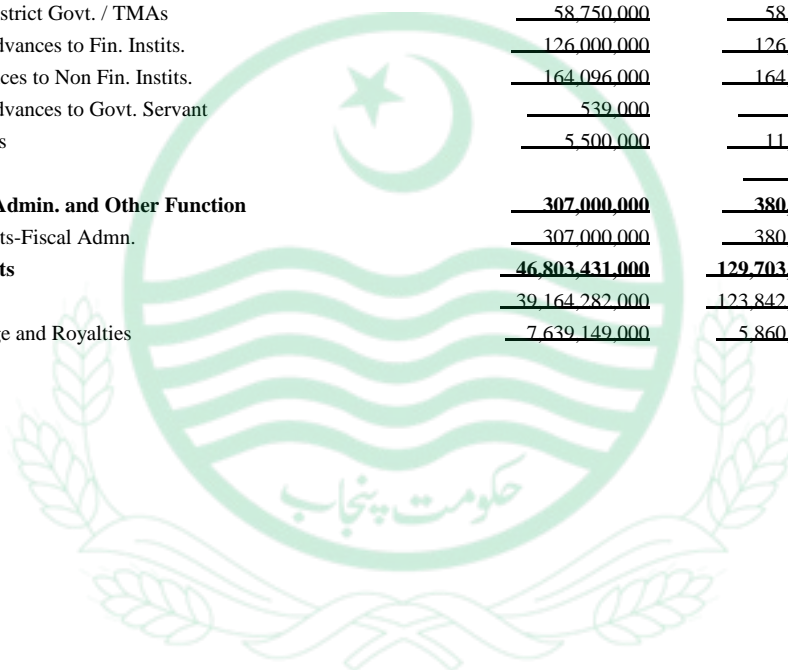
EDUCATION

Detail		Budget Estimates 2017-2018	Revised Estimates 2017-2018	Budget Estimates 2018-2019
C-NON-TAX REVENUE				
C02	Receipts From Civil Admin. and Other Function	<u>1,967,014,000</u>	<u>1,893,658,000</u>	<u>1,948,821,000</u>
C028	Social Services	<u>1,967,014,000</u>	<u>1,893,658,000</u>	<u>1,948,821,000</u>
C02801	Fees Government University Art Colleges	485,350,000	449,108,000	464,071,000
C02802	Fees Government University Professional Art Colleges	21,000,000	15,100,000	17,100,000
C02803	Fees Government Secondary (Including Intermediate Classes)	48,505,000	48,500,000	48,550,000
C02804	Fees Government Primary School	850,000	2,200,000	2,500,000
C02805	Fines under Sindh Primary Education Act 1947	174,000		
C02806	Recoveries from Local Bodies for Primary Education	410,000		
C02812	Education - General Hostel Fee	14,850,000	25,500,000	25,350,000
C02813	Education - General Admission Fee	79,800,000	80,250,000	90,200,000
C02814	Education - General Recoveries of Overpayments	738,125,000	740,000,000	745,100,000
C02815	Education - General Collection of Payments for Services	2,150,000	2,200,000	2,300,000
C02818	Education - Others	572,500,000	530,250,000	550,250,000
C02819	Receipts from Boys Secondary Schools	950,000	400,000	1,050,000
C02820	Receipts from Girls Secondary Schools	2,350,000	150,000	2,350,000

FINANCE

Total Receipt: 54,921,000,000Head of Department: *The Secretary to Government of the Punjab, Finance*

	Budget Estimates 2017-2018	Revised Estimates 2017-2018	Budget Estimates 2018-2019	
Summary				
C-NON-TAX REVENUE				
C01	Income from Property and Enterprise	<u>33,234,885,000</u>	<u>17,928,397,000</u>	<u>41,484,802,000</u>
C010	Profits	<u>32,880,000,000</u>	<u>17,567,674,000</u>	<u>41,200,000,000</u>
C013	Interest on Loans to District Govt. / TMAs	<u>58,750,000</u>	<u>58,798,000</u>	<u>52,313,000</u>
C014	Interest on Loans & Advances to Fin. Instits.	<u>126,000,000</u>	<u>126,000,000</u>	<u>126,000,000</u>
C015	Int. on Loans & Advances to Non Fin. Instits.	<u>164,096,000</u>	<u>164,242,000</u>	<u>100,625,000</u>
C016	Interest on Loans & Advances to Govt. Servant	<u>539,000</u>	<u>364,000</u>	<u>364,000</u>
C018	Interest on Loan-Others	<u>5,500,000</u>	<u>11,264,000</u>	<u>5,500,000</u>
C019	Dividends		<u>55,000</u>	
C02	Receipts From Civil Admin. and Other Function	<u>307,000,000</u>	<u>380,145,000</u>	<u>395,171,000</u>
C022	General Admn. Receipts-Fiscal Admn.	<u>307,000,000</u>	<u>380,145,000</u>	<u>395,171,000</u>
C03	Miscellaneous Receipts	<u>46,803,431,000</u>	<u>129,703,356,000</u>	<u>13,041,027,000</u>
C036	Grants	<u>39,164,282,000</u>	<u>123,842,985,000</u>	<u>7,385,642,000</u>
C039	Development Surcharge and Royalties	<u>7,639,149,000</u>	<u>5,860,371,000</u>	<u>5,655,385,000</u>



FINANCE

Detail		Budget Estimates 2017-2018	Revised Estimates 2017-2018	Budget Estimates 2018-2019
C-NON-TAX REVENUE				
C01	Income from Property and Enterprise	<u>33,234,885,000</u>	<u>17,928,397,000</u>	<u>41,484,802,000</u>
C010	Profits	<u>32,880,000,000</u>	<u>17,567,674,000</u>	<u>41,200,000,000</u>
C01006	Electricity	<u>32,880,000,000</u>	<u>17,567,674,000</u>	<u>41,200,000,000</u>
002	Net Hydel Profit from Hydro Power Stations Located in Punjab Province	9,180,000,000	3,628,590,000	10,000,000,000
004	Arrears of Net Hydel Profit (NHP)	23,700,000,000	13,939,084,000	31,200,000,000
C013	Interest on Loans to District Govt. / TMAs	<u>58,750,000</u>	<u>58,798,000</u>	<u>52,313,000</u>
C01307	Municipal Committees / Corporation / District Councils	<u>58,750,000</u>	<u>58,798,000</u>	<u>52,313,000</u>
001	Alipur	190,000	190,000	190,000
002	Alipur Chatha	89,000	89,000	89,000
003	Ahmadpur East	82,000	82,000	82,000
004	Arifwala	617,000	617,000	617,000
005	Abdul Hakeem	197,000	197,000	197,000
006	Bahawalnagar	1,265,000	1,265,000	1,265,000
007	Bahawalpur	31,000	31,000	
008	Bhalwal	46,000	46,000	
009	Burewala	39,000	39,000	
010	Chakwal	6,091,000	6,091,000	6,091,000
011	Chak Jhumra	17,000	17,000	
012	Chawinda	17,000	17,000	17,000
013	Chishtian	2,656,000	2,656,000	2,656,000
014	Choa Saidan Shah	53,000	53,000	53,000
015	Daska	21,000	21,000	
016	Dera Ghazi Khan	1,200,000	1,200,000	1,200,000
017	Dunya Pur	59,000	59,000	59,000
018	Dijkot	33,000	33,000	33,000
019	Doonga Boonga	38,000	38,000	38,000
020	Dina	589,000	589,000	
021	Dinga	70,000	70,000	70,000
022	Dipalpur	221,000	221,000	221,000
023	Fort Abbas	453,000	453,000	453,000
024	Faqir Wali	166,000	166,000	166,000
025	Fateh Jang	956,000	956,000	956,000
026	Gojra	151,000	151,000	151,000
027	Gujjar Khan	4,000	4,000	4,000
028	Hafizabad	2,516,000	2,516,000	2,516,000
029	Haroonabad	1,619,000	1,619,000	1,619,000
030	Hasilpur	458,000	458,000	17,000

FINANCE

Detail		Budget Estimates 2017-2018	Revised Estimates 2017-2018	Budget Estimates 2018-2019
C-NON-TAX REVENUE				
031	Haveli Lakha	11,000	11,000	
032	Hujra Shah Muqem	177,000	177,000	177,000
033	Isa Khel	44,000	44,000	44,000
034	Jalalpur Pirwala	156,000	156,000	156,000
035	Jhang	3,177,000	3,177,000	686,000
036	Jhelum	11,000	11,000	
037	Jampur	177,000	177,000	177,000
038	Kabirwala	6,000	6,000	
039	Kahuta	71,000	71,000	71,000
040	Kamalia	1,401,000	1,401,000	
041	Kamoki	1,841,000	1,841,000	1,841,000
042	Kasur	486,000	486,000	486,000
043	Khanpur	481,000	481,000	481,000
044	Khurrian Wala	183,000	183,000	183,000
045	Khushab	1,083,000	1,083,000	678,000
046	Khewra	660,000	660,000	660,000
047	Kot Addu	93,000	93,000	93,000
048	Kundian	13,000	13,000	13,000
050	Lodhran	28,000	28,000	
051	Ladhay Wala Warriach	310,000	310,000	310,000
052	Liaquatpur	876,000	876,000	876,000
053	Lala Musa	399,000	399,000	
054	Malikwal	7,000	7,000	
055	Mankera	16,000	64,000	
056	Mianwali	717,000	717,000	717,000
058	Murree	6,235,000	6,235,000	6,235,000
059	Mian Chunnun	433,000	433,000	433,000
060	Minchanabad	50,000	50,000	50,000
061	Nankana Sahib	446,000	446,000	446,000
062	Narowal	353,000	353,000	353,000
063	Nowshehra Virkan	354,000	354,000	354,000
064	Okara	855,000	855,000	855,000
065	Pakpattan	108,000	108,000	108,000
066	Pattoki	1,438,000	1,438,000	1,438,000
067	Pasrur	1,312,000	1,312,000	1,312,000
068	Pind Dadan Khan	110,000	110,000	
069	Pindi Bhattian	6,000	6,000	
070	Qila Dedar Singh	266,000	266,000	266,000
071	Rahim Yar Khan	60,000	60,000	
072	Renala Khurd	28,000	28,000	28,000
073	Rojhan	51,000	51,000	51,000
074	Gujrat	5,482,000	5,482,000	5,482,000
075	Sadiqabad	23,000	23,000	
076	Sahiwal	144,000	144,000	144,000
077	Shujabad	66,000	66,000	66,000

FINANCE

Detail		Budget Estimates 2017-2018	Revised Estimates 2017-2018	Budget Estimates 2018-2019
C-NON-TAX REVENUE				
078	Sheikhupura	1,144,000	1,144,000	1,144,000
079	Sialkot	64,000	64,000	64,000
080	Sohawa	843,000	843,000	843,000
081	Sillanwali	221,000	221,000	221,000
082	Toba Tek Singh	1,349,000	1,349,000	1,349,000
083	Taunsa	101,000	101,000	101,000
084	Talamba	31,000	31,000	31,000
085	Tandlianwala	229,000	229,000	21,000
086	Taxila	71,000	71,000	
087	Uch Sharif	167,000	167,000	167,000
088	Vehari	1,544,000	1,544,000	1,544,000
089	Warburton	86,000	86,000	86,000
090	Yazman	391,000	391,000	391,000
094	Tehsil Municipal Administration Rawalpindi	1,523,000	1,523,000	1,523,000
095	Tehsil Municipal Administration Chichawatni	798,000	798,000	798,000
C014	Interest on Loans & Advances to Fin. Instits.	<u>126,000,000</u>	<u>126,000,000</u>	<u>126,000,000</u>
C01410	Others	<u>126,000,000</u>	<u>126,000,000</u>	<u>126,000,000</u>
001	The Bank of Punjab	126,000,000	126,000,000	126,000,000
C015	Int. on Loans & Advances to Non Fin. Instits.	<u>164,096,000</u>	<u>164,242,000</u>	<u>100,625,000</u>
C01529	Others	<u>164,096,000</u>	<u>164,242,000</u>	<u>100,625,000</u>
017	Punjab Small Industries Corporation	500,000	526,000	526,000
025	Punjab Industrial Estate Development and Management Company	1,808,000	1,808,000	1,507,000
026	Sui Northern Gas Pipelines Limited	13,000,000	13,000,000	9,871,000
028	Faisalabad Industrial Estate Development and Management Company	3,000,000	3,000,000	3,000,000
036	Punjab Land Development Company	7,000,000		7,000,000
038	Punjab Vocational Training Council	213,000		213,000
041	Rawalpindi Waste Management Company	10,690,000	10,785,000	15,543,000
042	Lahore Waste Management Company	127,885,000	127,885,000	57,758,000
043	Punjab Power Development Company Limited		1,410,000	640,000
044	Sialkot Waste Management Company			1,523,000

FINANCE

Detail		Budget Estimates 2017-2018	Revised Estimates 2017-2018	Budget Estimates 2018-2019
C-NON-TAX REVENUE				
045	Gujranwala Waste Management Company			2,904,000
046	Bahawalpur Waste Management Company			140,000
047	TEVTA-Technical Education Project		5,828,000	
C016	Interest on Loans & Advances to Govt. Servant	<u>539,000</u>	<u>364,000</u>	<u>364,000</u>
C01601	House Building Advance	459,000	235,000	235,000
C01603	Motor Cycle / Scooter Advance	76,000	122,000	122,000
C01604	Cycle Advance	4,000	7,000	7,000
C018	Interest on Loan-Others	<u>5,500,000</u>	<u>11,264,000</u>	<u>5,500,000</u>
C01802	Interest on Arrears of Revenue	<u>5,500,000</u>	<u>11,264,000</u>	<u>5,500,000</u>
001	Interest of Deferred payments on account of sale of sites and constructed buildings	5,500,000	11,264,000	5,500,000
C019	Dividends		<u>55,000</u>	
C01902	Dividends from Government Investments (Non Financial Institutions)		<u>55,000</u>	
04	Dividend received from Packages (Pvt.) Ltd.		51,000	
06	Dividend received from Muslim Commercial Bank Ltd.		4,000	
C02	Receipts From Civil Admin. and Other Function	<u>307,000,000</u>	<u>380,145,000</u>	<u>395,171,000</u>
C022	General Admn. Receipts-Fiscal Admn.	<u>307,000,000</u>	<u>380,145,000</u>	<u>395,171,000</u>
C02241	Contribution of Pension and Gratuities	245,000,000	235,000,000	250,000,000
C02243	Others	42,000,000	80,000,000	80,000,000
C02245	Fiscal Administration - Receipts	20,000,000	65,145,000	65,171,000
C03	Miscellaneous Receipts	<u>46,803,431,000</u>	<u>129,703,356,000</u>	<u>13,041,027,000</u>
C036	Grants	<u>39,164,282,000</u>	<u>123,842,985,000</u>	<u>7,385,642,000</u>
C03601	Foreign Grants - Development Grant from Foreign Government	<u>8,501,243,000</u>	<u>10,082,919,000</u>	<u>7,385,642,000</u>
002	D-FOREIGN EXCHANGE GRANTS	<u>8,501,243,000</u>	<u>10,082,919,000</u>	<u>7,385,642,000</u>

FINANCE

Detail	Budget Estimates 2017-2018	Revised Estimates 2017-2018	Budget Estimates 2018-2019
C-NON-TAX REVENUE			
027- DFID-Punjab Education Sector Project-II	5,738,673,000	5,843,132,000	4,770,387,000
028- DFID-Provincial Health and Nutrition Program	1,868,405,000	2,447,128,000	
031- Punjab Skills Development Project	894,165,000	883,600,000	1,373,542,000
033- ADB-Basmati Value Chain in Punjab		25,018,000	15,000,000
034- National Immunization Support Program		875,600,000	707,333,000
035- Enhancing PPPs in Pakistan (Punjab)			519,380,000
036- Remote Diagnostic and Patient EMR System		8,441,000	
C03603 Other Grants from Federal Government - Development	<u>30,663,039,000</u>	<u>25,952,734,000</u>	
049 Grants from Federal Government Irrigation System Rehabilitation Project (ISRP) in the Punjab		130,000,000	
232 Others (Miscellaneous Development Grants)	30,663,039,000		
278 Lining of Irrigation Channels in Punjab		130,000,000	
287 Ghabir Dam Chakwal Punjab		130,000,000	
289 Sustainable Land Management Programme Phase-II		2,570,000	
294 Prime Minister's Global Sustainable Development Goals(SDGs) Achievement Program during CFY 2016-17		21,770,000,000	
297 Green Pakistan Programme Revival of Forestry Resources in Pakistan		94,170,000	
298 Channelization of Deg Nullah from Muridke Norowal Road to Out Fall in District Sheikhpura for CFY 2016-17		455,000,000	
304 Construction of Twenty Basketball Courts in Rawalpindi Division (PM Directive)		52,400,000	
305 Execution of Development Schemes District Sargodha (PM Directive)		300,000,000	

FINANCE

Detail		Budget Estimates 2017-2018	Revised Estimates 2017-2018	Budget Estimates 2018-2019
C-NON-TAX REVENUE				
306	Flyover on Hala Road Bypass Patoki Overhead Bridge connecting Rural Areas to City Patoki		250,000,000	
307	Bridge Over Balloki Sulemanki link at Village Balloki to connect that Entire Area with Motorway and District Nankana		137,335,000	
308	Construction of Dual Carriage Way, Phoolnagar, District Kasur (3 km)		150,000,000	
309	Development Works in Phoolnagar and adjacent areas		300,000,000	
310	Construction of Phoolnagar Stadium		41,062,000	
311	Special Development Package Grant		2,000,000,000	
312	Green Pakistan Programme Revival of Wildlife Resources in Pakistan		10,197,000	
C03604	Other Grants from Federal Government - Non Development Grants from Federal Government		<u>87,807,332,000</u>	
008	Arrears Revenue Assignment		87,424,415,000	
049	Financial Assistance for Training of Forestry Professionals at Forest Services Academy, Ghora Gali, Murree (PM Directive)		100,000,000	
050	Grant-in-Aid to Lawrence College, Ghora Gali, Murree for Endowment funds of Teacher#s Welfare (PM Directive)		50,000,000	
051	Grant for Maintenance and Improvement of Lawrence College, Ghora Gali, Murree (PM Directive)		200,000,000	
052	Grant-in-aid for Cadet College for Hassan Abdal		32,917,000	
C039	Development Surcharge and Royalties	<u>7,639,149,000</u>	<u>5,860,371,000</u>	<u>5,655,385,000</u>
C03904	Net Proceeds from Development Surcharge	3,306,804,000	1,309,603,000	911,029,000

FINANCE


Detail		Budget Estimates 2017-2018	Revised Estimates 2017-2018	Budget Estimates 2018-2019
C-NON-TAX REVENUE				
C03907	Net Proceeds of Royalty on Crude Oil Assigned to Provinces	2,987,491,000	3,126,514,000	3,162,215,000
C03908	Net Proceeds of Royalty on Natural Gas assigned to Provinces	1,344,854,000	1,424,254,000	1,582,141,000



FORESTRY, WILDLIFE & FISHERIES

Total Receipt: 1,158,000,000Head of Department: *The Secretary to Government of the Punjab, Forestry Wildlife & Fisheries*

	Budget Estimates 2017-2018	Revised Estimates 2017-2018	Budget Estimates 2018-2019
Summary			
C-NON-TAX REVENUE			
C03	Miscellaneous Receipts	<u>1,018,015,000</u>	<u>1,018,775,000</u>
C032	Economic Services Receipts Fisheries & Animal	<u>302,405,000</u>	<u>307,905,000</u>
C033	Economic Services Receipts Forest	<u>699,110,000</u>	<u>707,120,000</u>
C038	Others	<u>16,500,000</u>	<u>3,750,000</u>



FORESTRY, WILDLIFE & FISHERIES

Detail		Budget Estimates 2017-2018	Revised Estimates 2017-2018	Budget Estimates 2018-2019
C-NON-TAX REVENUE				
C03	Miscellaneous Receipts	<u>1,018,015,000</u>	<u>1,018,775,000</u>	<u>1,158,000,000</u>
C032	Economic Services Receipts Fisheries & Animal	<u>302,405,000</u>	<u>307,905,000</u>	<u>308,722,000</u>
C03201	Ordinary Receipts	298,805,000	300,805,000	301,530,000
C03203	Recoveries of Overpayments	850,000	950,000	1,042,000
C03205	Others	2,750,000	6,150,000	6,150,000
C033	Economic Services Receipts Forest	<u>699,110,000</u>	<u>707,120,000</u>	<u>846,778,000</u>
C03301	Timber and Other Produce Removed from the Forest by Government Agencies - the Forest by Government	300,245,000	145,967,000	174,500,000
C03302	Timber and Other Produce Removed from the Forest by Government Agencies - Firewood and Charcoal	99,662,000	12,765,000	10,031,000
C03303	Timber and Other Produce Removed from the Forest by Government - Brush wood, Chips and Stumps	1,785,000	1,061,000	1,061,000
C03305	Timber and Other Produce Removed the Forest by Government Planting stump, Seeds, Mazri, Palm, Grass	14,252,000	30,981,000	35,200,000
C03306	Timber and Other Produce Removed from the Forest by Government Sericulture Receipts	950,000	844,000	950,000
C03307	Timber and Other Produce Removed from the Forest by Consumer or Purchasers - Timber	5,544,000	185,125,000	276,250,000
C03309	Timber and Other Produce Removed from the Forest by Consumer or Purchasers - Brush wood, Chips and	5,250,000	6,920,000	7,450,000
C03310	Timber and Other Produce Removed from the Forest by Consumer or Purchasers - Grazing and Fodder Gra	5,623,000	8,926,000	11,250,000
C03311	Timber and Other Produce Removed the Forest by Consumer or Purchasers - Honey, Herbs and Medicinal P	6,511,000	6,119,000	6,484,000
C03312	Timber and Other Produce Removed the Forest by Consumer or Purchasers - for Plants, Stumps, Seeds Ma	4,074,000	2,970,000	2,970,000
C03314	Drift and Waif wood and Confiscated		13,650,000	
C03315	Revenue from Forests not Managed		6,104,000	
C03321	Fines and Forfeitures (Except Fines by Court)	3,697,000	1,580,000	2,336,000

FORESTRY, WILDLIFE & FISHERIES

Detail		Budget Estimates 2017-2018	Revised Estimates 2017-2018	Budget Estimates 2018-2019
C-NON-TAX REVENUE				
C03322	Compensation under Forest Act including Fines by Courts	72,111,000	75,500,000	85,100,000
C03323	Lease Rent from Temporary Cultivation	3,575,000	3,890,000	3,890,000
C03324	Hire Charges of Bulldozers and Other Machinery	2,310,000	10,188,000	10,500,000
C03325	Recovery of Water Rates	805,000	250,000	346,000
C03326	Rent of buildings, Shops, Lands and Water Mills	25,256,000	22,250,000	26,000,000
C03327	Receipts under Wild Birds and Wild Animals Protection Act	82,500,000	84,265,000	100,150,000
C03330	Receipts on Account of Tree Cess	6,750,000	10,603,000	12,100,000
C03370	Other Receipts	<u>58,210,000</u>	<u>77,162,000</u>	<u>80,210,000</u>
001	Total Other Receipts	60,710,000	79,662,000	82,710,000
002	Deduct Refunds	-2,500,000	-2,500,000	-2,500,000
C038	Others	<u>16,500,000</u>	<u>3,750,000</u>	<u>2,500,000</u>
C03822	Receipts from Zoological Gardens	16,500,000	3,750,000	2,500,000

HEALTHTotal Receipt: 1,304,106,000Head of Department: *The Secretary to Government of the Punjab, Health*

	Budget Estimates 2017-2018	Revised Estimates 2017-2018	Budget Estimates 2018-2019
Summary			
C-NON-TAX REVENUE			
C02	Receipts From Civil Admin. and Other Function	<u>929,800,000</u>	<u>1,036,836,000</u>
C028	Social Services	<u>929,800,000</u>	<u>1,036,836,000</u>
		<u>1,304,106,000</u>	<u>1,304,106,000</u>



HEALTH

Detail		Budget Estimates 2017-2018	Revised Estimates 2017-2018	Budget Estimates 2018-2019
C-NON-TAX REVENUE				
C02	Receipts From Civil Admin. and Other Function	<u>929,800,000</u>	<u>1,036,836,000</u>	<u>1,304,106,000</u>
C028	Social Services	<u>929,800,000</u>	<u>1,036,836,000</u>	<u>1,304,106,000</u>
C02851	Health - Medical Colleges	26,250,000	256,000	2,100,000
C02852	Health - Dental Colleges	5,720,000	2,350,000	2,525,000
C02853	Health Schools	5,220,000	3,150,000	3,500,000
C02854	Health - Medical Schools	1,375,000	69,000	1,375,000
C02855	Health - Sale of Outdoor Tickets	150,250,000	68,195,000	70,250,000
C02856	Health - Recoveries of Diet Charges	2,125,000	2,504,000	3,150,000
C02857	Health - Rooms Rent	10,500,000	6,930,000	7,125,000
C02858	Health - Government Share of Fees Realized by Doctors from Patients	125,100,000	150,145,000	164,300,000
C02859	Health - Mental Hospital Receipts	4,500,000	5,405,000	5,520,000
C02865	Health Other Contributions	650,000	250,000	650,000
C02866	Health Recoveries of Overpayments	130,010,000	175,200,000	325,600,000
C02867	Health - Collection of Payments for Service Rendered	10,200,000	4,914,000	5,100,000
C02868	Health Fee for Chemical Examination	3,950,000	7,232,000	7,400,000
C02869	Health Fees for Medical Examination	16,500,000	13,500,000	13,800,000
C02870	Health Fees Realized on Account of Registration of Private Clinics, Laboratories, X Ray Clinics	9,250,000	10,556,000	10,600,000
C02871	Health Other Receipts	375,000,000	539,969,000	634,061,000
C02872	Fees Realized on Account of Birth and Death Certificates	2,200,000	701,000	1,500,000
C02873	Fees Realized on Account of Anti Rabbits Treatment	500,000	10,000	50,000
C02875	Health - Hospital Receipts	50,500,000	45,500,000	45,500,000

HOME

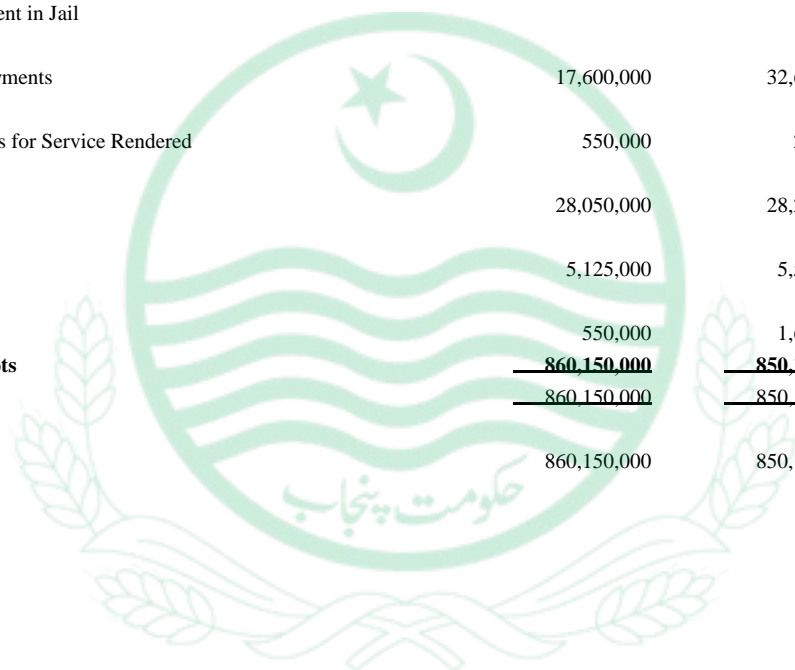
Total Receipt: 1,035,004,000Head of Department: *The Secretary to Government of the Punjab, Home*

	Budget Estimates 2017-2018	Revised Estimates 2017-2018	Budget Estimates 2018-2019
Summary			
C-NON-TAX REVENUE			
C02	Receipts From Civil Admin. and Other Function	<u>135,410,000</u>	<u>130,607,000</u>
C026	Law & Orders receipts	<u>135,410,000</u>	<u>130,607,000</u>
C03	Miscellaneous Receipts	<u>860,150,000</u>	<u>850,100,000</u>
C038	Others	<u>860,150,000</u>	<u>850,100,000</u>



HOME

Detail		Budget Estimates 2017-2018	Revised Estimates 2017-2018	Budget Estimates 2018-2019
C-NON-TAX REVENUE				
C02	Receipts From Civil Admin. and Other Function	<u>135,410,000</u>	<u>130,607,000</u>	<u>154,754,000</u>
C026	Law & Orders receipts	<u>135,410,000</u>	<u>130,607,000</u>	<u>154,754,000</u>
C02656	Sale Proceeds of Articles Manufactured in Jail	49,985,000	38,500,000	58,050,000
C02657	Value of Supplies made by Factory Department to Maintenance Department in Jail	33,550,000	23,710,000	24,300,000
C02659	Recoveries of Overpayments	17,600,000	32,614,000	32,700,000
C02660	Collection of Payments for Service Rendered	550,000	253,000	350,000
C02661	Others	28,050,000	28,250,000	28,754,000
C02668	Fines Realization	5,125,000	5,590,000	8,500,000
C02669	Others	550,000	1,690,000	2,100,000
C03	Miscellaneous Receipts	<u>860,150,000</u>	<u>850,100,000</u>	<u>880,250,000</u>
C038	Others	<u>860,150,000</u>	<u>850,100,000</u>	<u>880,250,000</u>
C03835	Arms License Fees	860,150,000	850,100,000	880,250,000



HUD & PHE DEPARTMENT

Total Receipt: 1,275,784,000


Head of Department: *The Secretary to Government of the Punjab, HUD & PHE DEPARTMENT*

	Budget Estimates 2017-2018	Revised Estimates 2017-2018	Budget Estimates 2018-2019
Summary			
C-NON-TAX REVENUE			
C02	Receipts From Civil Admin. and Other Function	<u>895,000,000</u>	<u>1,192,090,000</u>
C027	Community Services Receipts	<u>177,260,000</u>	<u>705,783,000</u>
C029	Social Services Miscellaneous	<u>717,740,000</u>	<u>570,001,000</u>



HUD & PHE DEPARTMENT


Detail		Budget Estimates 2017-2018	Revised Estimates 2017-2018	Budget Estimates 2018-2019
C-NON-TAX REVENUE				
C02	Receipts From Civil Admin. and Other Function	<u>895,000,000</u>	<u>1,192,090,000</u>	<u>1,275,784,000</u>
C027	Community Services Receipts	<u>177,260,000</u>	<u>668,890,000</u>	<u>705,783,000</u>
C02724	Recoveries of Overpayments	5,000,000	3,570,000	5,000,000
C02725	Collection of Payments for Services Rendered	1,750,000	70,000	750,000
C02726	Others	170,510,000	665,250,000	700,033,000
C029	Social Services Miscellaneous	<u>717,740,000</u>	<u>523,200,000</u>	<u>570,001,000</u>
C02931	Sale of Plots	555,640,000	350,000,000	400,000,000
C02933	Income from Satellite Town Scheme	97,100,000	93,200,000	90,000,000
C02936	Commercialization			1,000
C02950	Others - Housing and Physical Planning	65,000,000	80,000,000	80,000,000



INDUSTRIES

Total Receipt: 335,000,000Head of Department: *The Secretary to Government of the Punjab, Industries and Mineral Development*

	Budget Estimates 2017-2018	Revised Estimates 2017-2018	Budget Estimates 2018-2019
Summary			
C-NON-TAX REVENUE			
C02	Receipts From Civil Admin. and Other Function	<u>167,884,000</u>	<u>160,750,000</u>
C023	General Admn.Receipts-Receipt Eco. Regulation	<u>167,884,000</u>	<u>169,016,000</u>
C03	Miscellaneous Receipts	<u>195,160,000</u>	<u>146,714,000</u>
C035	Economic Services Receipts - Others	<u>188,296,000</u>	<u>162,484,000</u>
C038	Others	<u>6,864,000</u>	<u>3,500,000</u>



INDUSTRIES

Detail		Budget Estimates 2017-2018	Revised Estimates 2017-2018	Budget Estimates 2018-2019
C-NON-TAX REVENUE				
C02	Receipts From Civil Admin. and Other Function	<u>167,884,000</u>	<u>160,750,000</u>	<u>169,016,000</u>
C023	General Admn.Receipts-Receipt Eco. Regulation	<u>167,884,000</u>	<u>160,750,000</u>	<u>169,016,000</u>
C02304	Receipts under the Companies Ordinance,1984	3,410,000	2,650,000	3,750,000
C02306	Receipt under the Weights and Measures and Trade	164,474,000	158,100,000	165,266,000
C03	Miscellaneous Receipts	<u>195,160,000</u>	<u>146,714,000</u>	<u>165,984,000</u>
C035	Economic Services Receipts - Others	<u>188,296,000</u>	<u>143,214,000</u>	<u>162,484,000</u>
C03506	Industrial Safety - Explosives Department	9,350,000	3,071,000	4,550,000
C03508	Others	1,045,000	550,000	1,045,000
C03511	Sale of Gazette	501,000	300,000	501,000
C03512	Sale of Other Government Publications	4,950,000	2,299,000	6,000,000
C03516	Sale of Service Books	275,000	245,000	300,000
C03517	Sale of Forms and Registers to Union Councils	2,475,000	2,400,000	3,000,000
C03518	Sale of Other Forms	14,850,000	15,410,000	16,500,000
C03520	Printing Charges for Work done for Provincial Government Department	126,500,000	98,450,000	103,868,000
C03523	Other	2,750,000	35,000	3,650,000
C03541	Industries Receipts	330,000	200,000	250,000
C03544	Fees of Inspection of Boilers	16,940,000	15,824,000	17,500,000
C03545	Fees under Partnership Act 1932	6,820,000	2,920,000	3,750,000
C03546	Recoveries of Overpayments	1,510,000	1,510,000	1,570,000
C038	Others	<u>6,864,000</u>	<u>3,500,000</u>	<u>3,500,000</u>
C03818	Fees for Registration of Societies under the Registration Act	6,864,000	3,500,000	3,500,000

IRRIGATION

Total Receipt: 2,001,000,000Head of Department: *The Secretary to Government of the Punjab, Irrigation*

	Budget Estimates 2017-2018	Revised Estimates 2017-2018	Budget Estimates 2018-2019	
Summary				
C-NON-TAX REVENUE				
C03	Miscellaneous Receipts	<u>1,989,000,000</u>	<u>1,499,806,000</u>	<u>2,001,000,000</u>
C034	Eco.Services Receipts Cooperation, Irrigation	<u>1,989,000,000</u>	<u>1,499,806,000</u>	<u>2,001,000,000</u>



IRRIGATION

Detail		Budget Estimates 2017-2018	Revised Estimates 2017-2018	Budget Estimates 2018-2019
C-NON-TAX REVENUE				
C03	Miscellaneous Receipts	<u>1,989,000,000</u>	<u>1,499,806,000</u>	<u>2,001,000,000</u>
C034	Eco.Services Receipts Cooperation, Irrigation	<u>1,989,000,000</u>	<u>1,499,806,000</u>	<u>2,001,000,000</u>
C03431	Direct Receipts on Account of Water Rates	<u>1,435,200,000</u>	<u>1,050,000,000</u>	<u>1,435,200,000</u>
001	Central Bari Doab canal	36,933,000	41,303,000	47,988,000
002	Rangpur canal	18,684,000	8,966,000	10,417,000
005	Lower Jhelum canal	104,122,000	120,759,000	140,365,000
006	Upper Jhelum canal	35,724,000	55,102,000	64,020,000
007	Depalpur canal	41,099,000	87,235,000	105,350,000
008	Pakpattan canal	103,222,000	115,082,000	133,708,000
009	Upper Chenab canal	104,721,000	67,846,000	99,245,000
010	Lower Bari Doab canal	158,430,000		
011	Marala Ravi Link	7,936,000		577,000
012	Mailsi canal	33,709,000	44,780,000	52,028,000
013	Haveli canal circle	72,697,000	80,455,000	93,476,000
014	B.R.B. Link	10,000		1,000
015	Eastern Sadiqia canal	40,603,000		
016	Fordwah canal	9,561,000		
017	Bahawal canal	59,907,000	52,503,000	68,982,000
018	Abbasia canal	15,584,000	12,911,000	22,204,000
019	Punjnad canal	91,473,000	78,869,000	98,777,000
020	Qaim canal	1,880,000	2,304,000	2,677,000
022	Other dams	1,880,000	1,535,000	1,880,000
023	Rawal dam	39,000	26,000	30,000
024	Chablatkhas	32,000	19,000	22,000
025	Thal canal	86,344,000	94,021,000	220,398,000
027	Namal dam	127,000	109,000	127,000
028	Irrigation Arrears	319,224,000	134,070,000	212,390,000
029	Muzaffargarh Canal	56,159,000	52,105,000	60,538,000
030	D.G Khan Canal	35,100,000		
C03432	Direct Receipts on Account of Sale of Water	20,250,000	23,100,000	25,050,000
C03433	Recoveries of Expenditures	5,000,000	4,500,000	4,500,000
C03434	Others	<u>165,000,000</u>	<u>140,500,000</u>	<u>165,701,000</u>
001	Central Bari Doab canal	3,670,000	10,644,000	12,094,000
002	Rangpur canal	243,000	225,000	255,000
003	Lower Chenab canal east	2,552,000	3,257,000	4,151,000
004	Lower Chenab canal west	2,524,000	4,939,000	8,690,000
005	Lower Jhelum canal	5,610,000	3,452,000	3,947,000
006	Upper Jhelum canal	2,804,000	4,788,000	5,538,000
007	Quarries	2,804,000		

IRRIGATION

Detail		Budget Estimates 2017-2018	Revised Estimates 2017-2018	Budget Estimates 2018-2019
C-NON-TAX REVENUE				
008	Depalpur canal	1,937,000	2,937,000	3,616,000
009	Pakpattan canal	2,643,000	3,031,000	3,564,000
010	Upper Chenab canal	42,362,000	3,420,000	4,367,000
011	Lower Bari Doab canal	8,975,000	5,039,000	5,865,000
012	Marala Ravi Link	413,000	352,000	560,000
013	Mailsi canal	8,979,000	255,000	291,000
014	Mechanical circle	165,000	56,000	160,000
015	Haveli Canal circle	4,958,000	9,431,000	12,138,000
016	Moghalpura Irrigation Workshop division	2,243,000	2,044,000	2,178,000
017	Excavator division	782,000	2,129,000	777,000
018	Bhalwal Irrigation workshop	624,000	531,000	612,000
019	B.R.B Link	561,000	255,000	486,000
020	Eastern Sadiqia canal	1,938,000	1,618,000	1,767,000
021	Fordwah canal	570,000	1,277,000	1,554,000
022	Bahawal canal	5,497,000	5,279,000	6,020,000
023	Abbasia canal	111,000	2,299,000	2,622,000
024	Panjnad canal	9,089,000	20,712,000	21,848,000
025	Q. B. Link	1,705,000	2,895,000	3,520,000
027	Other dams	4,512,000	599,000	731,000
028	Rawal dam	11,875,000	681,000	825,000
030	B. S. Link	388,000	213,000	243,000
032	Thal canal	898,000	7,437,000	13,489,000
034	Drainage	2,608,000	988,000	1,209,000
035	Machinery Circle Scarp III	16,716,000	16,136,000	5,826,000
036	Development Circles	2,988,000	6,259,000	7,671,000
037	Muzaffargarh Canal	2,741,000	4,195,000	4,784,000
038	D.G Khan Canal	8,515,000	13,127,000	24,303,000
C03435	Tolls on Barrages	287,349,000	236,506,000	292,549,000
C03462	Direct Receipts on Account of Sale of Hill Torrents	1,000		
C03463	Recoveries of Expenditures	1,200,000	200,000	
C03465	Other	<u>75,000,000</u>	<u>45,000,000</u>	<u>78,000,000</u>
001	Land Reclamation	69,848,000	41,908,000	69,069,000
002	Hydrology and Flood	71,000	43,000	69,000
003	Irrigation Research Institute	4,195,000	2,517,000	7,998,000
004	Drainage Circle Sargodha	886,000	532,000	864,000

LAW AND PARLIAMENTARY AFFAIRS


Total Receipt: 666,066,000Head of Department: *The Secretary to Government of the Punjab, Law and Parliamentary Affairs*

	Budget Estimates 2017-2018	Revised Estimates 2017-2018	Budget Estimates 2018-2019
Summary			
C-NON-TAX REVENUE			
C02	Receipts From Civil Admin. and Other Function	<u>526,200,000</u>	<u>730,965,000</u>
C026	Law & Orders receipts	<u>526,200,000</u>	<u>730,965,000</u>
			<u>666,066,000</u>



LAW AND PARLIAMENTARY AFFAIRS

Detail		Budget Estimates 2017-2018	Revised Estimates 2017-2018	Budget Estimates 2018-2019
C-NON-TAX REVENUE				
C02	Receipts From Civil Admin. and Other Function	<u>526,200,000</u>	<u>730,965,000</u>	<u>666,066,000</u>
C026	Law & Orders receipts	<u>526,200,000</u>	<u>730,965,000</u>	<u>666,066,000</u>
C02601	Sale Proceeds of Unclaimed and Escheated Property	48,250,000	57,197,000	25,550,000
C02602	Court Fees Realized in Cash	16,250,000	8,125,000	8,250,000
C02603	General Fees Realized in Cash	3,500,000	750,000	1,516,000
C02604	General Fees, Fines and Forfeitures	400,150,000	604,743,000	567,500,000
C02610	Recoveries of Overpayments	18,350,000	28,500,000	30,250,000
C02612	Collection of the Payments of Service Rendered	7,200,000	9,150,000	9,500,000
C02613	Others	32,500,000	22,500,000	23,500,000



LIVESTOCK AND DAIRY DEVELOPMENT


Total Receipt: 1,493,038,000Head of Department: *The Secretary to Government of the Punjab, Livestock and Dairy Development*

	Budget Estimates 2017-2018	Revised Estimates 2017-2018	Budget Estimates 2018-2019
Summary			
C-NON-TAX REVENUE			
C03	Miscellaneous Receipts	<u>1,441,056,000</u>	<u>1,016,390,000</u>
C032	Economic Services Receipts Fisheries & Animal	<u>1,441,056,000</u>	<u>1,016,390,000</u>
		<u>1,493,038,000</u>	<u>1,493,038,000</u>



LIVESTOCK AND DAIRY DEVELOPMENT

Detail		Budget Estimates 2017-2018	Revised Estimates 2017-2018	Budget Estimates 2018-2019
C-NON-TAX REVENUE				
C03	Miscellaneous Receipts	<u>1,441,056,000</u>	<u>1,016,390,000</u>	<u>1,493,038,000</u>
C032	Economic Services Receipts Fisheries & Animal	<u>1,441,056,000</u>	<u>1,016,390,000</u>	<u>1,493,038,000</u>
C03223	Receipts from Livestock Farms	411,672,000	275,500,000	371,100,000
C03224	Receipts from Broiler Farms	115,770,000	142,020,000	171,450,000
C03225	Receipts from Research Institutes	126,060,000	96,500,000	129,125,000
C03226	Receipts from Transferred Agricultural Farms	45,837,000	31,500,000	46,095,000
C03227	Insemination Fees	147,937,000	92,050,000	111,586,000
C03228	Receipts from Biological Section	432,355,000	85,120,000	321,168,000
C03229	Recoveries of Overpayments	12,650,000	9,500,000	10,414,000
C03231	Others	148,775,000	284,200,000	332,000,000
C03232	Receipts on account of sales of Semen doses procu			100,000



MINES AND MINERALS

Total Receipt: 12,000,000,000Head of Department: *The Secretary to Government of the Punjab, Mines and Minerals*

		Budget Estimates 2017-2018	Revised Estimates 2017-2018	Budget Estimates 2018-2019
Summary				
C-NON-TAX REVENUE				
C03	Miscellaneous Receipts	<u>10,600,000,000</u>	<u>8,300,000,000</u>	<u>12,000,000,000</u>
C038	Others	<u>10,600,000,000</u>	<u>8,300,000,000</u>	<u>12,000,000,000</u>



MINES AND MINERALS

Detail		Budget Estimates 2017-2018	Revised Estimates 2017-2018	Budget Estimates 2018-2019
C-NON-TAX REVENUE				
C03	Miscellaneous Receipts	<u>10,600,000,000</u>	<u>8,300,000,000</u>	<u>12,000,000,000</u>
C038	Others	<u>10,600,000,000</u>	<u>8,300,000,000</u>	<u>12,000,000,000</u>
C03808	Receipts under the Mines and Oil fields and Mineral Development Act	10,600,000,000	8,300,000,000	12,000,000,000



POLICE

Total Receipt: 6,000,000,000Head of Department: *Inspector General of Punjab Police*

	Budget Estimates 2017-2018	Revised Estimates 2017-2018	Budget Estimates 2018-2019
Summary			
C-NON-TAX REVENUE			
C02	Receipts From Civil Admin. and Other Function	<u>3,820,108,000</u>	<u>4,325,560,000</u>
C026	Law & Orders receipts	<u>3,820,108,000</u>	<u>4,325,560,000</u>
		<u>6,000,000,000</u>	<u>6,000,000,000</u>




POLICE

Detail		Budget Estimates 2017-2018	Revised Estimates 2017-2018	Budget Estimates 2018-2019
C-NON-TAX REVENUE				
C02	Receipts From Civil Admin. and Other Function	<u>3,820,108,000</u>	<u>4,325,560,000</u>	<u>6,000,000,000</u>
C026	Law & Orders receipts	<u>3,820,108,000</u>	<u>4,325,560,000</u>	<u>6,000,000,000</u>
C02631	Police Supplied to Railway	25,000,000	250,000	25,000,000
C02632	Police Supplied to Federal Government	62,237,000	22,500,000	30,250,000
C02634	Police Supplied to Public Departments, Private	221,124,000	225,020,000	300,500,000
C02636	Fees, Fines and Forfeitures	13,000,000	27,500,000	28,500,000
C02637	Motor Driving License	665,050,000	680,500,000	810,500,000
C02638	Traffic Fines	2,540,562,000	2,220,465,000	2,725,700,000
C02639	Police Land Receipts	3,235,000	1,684,000	2,250,000
C0263A	E-CHALLAN			1,775,000,000
C02640	Recoveries of Overpayments	205,900,000	175,200,000	210,000,000
C02641	Collection of Payments for Service Rendered	3,700,000	893,241,000	7,000,000
C02642	Others	80,300,000	79,200,000	85,300,000

MISCELLANEOUS

Total Receipt: 6,670,036,000Head of Department: *Miscellaneous*

	Budget Estimates 2017-2018	Revised Estimates 2017-2018	Budget Estimates 2018-2019
Summary			
C-NON-TAX REVENUE			
C02	Receipts From Civil Admin. and Other Function		
	<u>236,020,000</u>	<u>286,219,000</u>	<u>314,600,000</u>
C021	General Admn. Receipts-Organs of State	<u>198,000,000</u>	<u>235,100,000</u>
C022	General Admn. Receipts-Fiscal Admn.	<u>13,120,000</u>	<u>38,250,000</u>
C026	Law & Orders receipts		
C027	Community Services Receipts	<u>5,500,000</u>	<u>5,300,000</u>
C028	Social Services	<u>11,900,000</u>	<u>12,300,000</u>
C029	Social Services Miscellaneous	<u>7,500,000</u>	<u>3,500,000</u>
C03	Miscellaneous Receipts		
	<u>5,066,525,000</u>	<u>9,599,194,000</u>	<u>6,355,436,000</u>
C035	Economic Services Receipts - Others	<u>1,250,000</u>	<u>2,100,000</u>
C038	Others	<u>5,065,275,000</u>	<u>6,353,336,000</u>



MISCELLANEOUS

Detail		Budget Estimates 2017-2018	Revised Estimates 2017-2018	Budget Estimates 2018-2019
C-NON-TAX REVENUE				
C02	Receipts From Civil Admin. and Other Function	<u>236,020,000</u>	<u>286,219,000</u>	<u>314,600,000</u>
C021	General Admn. Receipts-Organs of State	<u>198,000,000</u>	<u>235,100,000</u>	<u>255,250,000</u>
C02101	Organizations of State - Examination Fee Realized by Public Service Commission	198,000,000	235,100,000	255,250,000
C022	General Admn. Receipts-Fiscal Admn.	<u>13,120,000</u>	<u>36,500,000</u>	<u>38,250,000</u>
C02204	Recoveries of Overpayment	13,120,000	36,500,000	38,250,000
C027	Community Services Receipts	<u>5,500,000</u>	<u>2,154,000</u>	<u>5,300,000</u>
C02727	Income from Bagh-e-Jinnah	5,000,000	2,034,000	5,000,000
C02734	Others	500,000	120,000	300,000
C028	Social Services	<u>11,900,000</u>	<u>10,360,000</u>	<u>12,300,000</u>
C02807	Fees and Other Receipts, Government Special Schools	10,250,000	9,771,000	10,250,000
C02808	Receipt of Technical and Commercial Institutions	400,000	31,000	400,000
C02810	Education - General Income from Endowments	650,000	41,000	650,000
C02811	Education - General Cess Fund	600,000	517,000	1,000,000
C029	Social Services Miscellaneous	<u>7,500,000</u>	<u>2,105,000</u>	<u>3,500,000</u>
C02955	PENALTIES UNDER PUNJAB CONSUMER PROTECTION.	7,500,000	2,105,000	3,500,000
C03	Miscellaneous Receipts	<u>5,066,525,000</u>	<u>9,599,194,000</u>	<u>6,355,436,000</u>
C035	Economic Services Receipts - Others	<u>1,250,000</u>	<u>1,890,000</u>	<u>2,100,000</u>
C03550	Technical Education	1,250,000	1,890,000	2,100,000
C038	Others	<u>5,065,275,000</u>	<u>9,597,304,000</u>	<u>6,353,336,000</u>
C03801	Unclaimed Deposits		3,890,000,000	
C03802	Sale of Stores and Materials	15,500,000	18,500,000	18,500,000
C03803	Sale of Land and Houses etc.	33,500,000	1,142,000	3,980,000
C03805	Rent, Rates and Taxes	135,000,000	310,125,000	325,100,000
C03821	Receipts of Tourist Department	75,000,000	80,899,000	85,150,000
C03824	Recoveries of Overpayments	450,500,000	1,289,500,000	1,368,826,000

MISCELLANEOUS

Detail		Budget Estimates 2017-2018	Revised Estimates 2017-2018	Budget Estimates 2018-2019
C-NON-TAX REVENUE				
C03825	Collection of Payments for Service Rendered	5,500,000	2,950,000	5,500,000
C03829	Other Receipts Fees, Fines and Forfeitures	175,000,000	125,000,000	150,000,000
C03831	Fees and Subscription by Petition Writer and Traders in Kutchery Compounds	12,500,000	10,327,000	12,500,000
C03841	Fees Fines not specified elsewhere	30,500,000	48,500,000	60,150,000
C03846	Receipts from the Deposit Account of the Chief Settlement Commissioner	7,500,000	6,687,000	8,500,000
C03850	Miscellaneous Recoveries made		38,700,000	
C03855	Initial Environmental Examination and Environmental Impact Assessment Review fee	19,245,000	30,500,000	35,100,000
C03870	Others	3,820,030,000	3,481,750,000	4,015,030,000
C03879	Recoveries made by Anti-Corruption Establishment	5,500,000	15,500,000	15,000,000
C03882	Production Bonus deposited by		21,504,000	
C03894	Fines of Lahore Ring Road Authorities	160,000,000	95,520,000	110,000,000
C03899	Fees, Fines and Forfeiture-Transport Department	120,000,000	130,200,000	140,000,000

BOARD OF REVENUE

Total Receipt: 36,000Head of Department: *The Senior Member Board of Revenue*

	Budget Estimates 2017-2018	Revised Estimates 2017-2018	Budget Estimates 2018-2019
Summary			
E-CAPITAL RECEIPTS			
E02	Recoveries of Loan and Advances	<u>9,000</u>	<u>36,000</u>
E026	From Private Sector	<u>9,000</u>	<u>36,000</u>



BOARD OF REVENUE


Detail		Budget Estimates 2017-2018	Revised Estimates 2017-2018	Budget Estimates 2018-2019
E-CAPITAL RECEIPTS				
E02	Recoveries of Loan and Advances	<u>9,000</u>	<u>36,000</u>	<u>36,000</u>
E026	From Private Sector	<u>9,000</u>	<u>36,000</u>	<u>36,000</u>
E02601	Taccavi Loans to Zamindars	9,000	32,000	32,000
E02602	To Cultivators		4,000	4,000



FINANCE

Total Receipt: 94,886,029,000Head of Department: *The Secretary to Government of the Punjab, Finance*

	Budget Estimates 2017-2018	Revised Estimates 2017-2018	Budget Estimates 2018-2019
Summary			
E-CAPITAL RECEIPTS			
E02	Recoveries of Loan and Advances	<u>50,545,907,000</u>	<u>819,179,000</u>
E022	From District Government /TMAs	<u>23,917,000</u>	<u>23,797,000</u>
E023	From Financial Institutions		
E024	From Non Financial Institutions	<u>50,492,825,000</u>	<u>773,010,000</u>
E025	From Government Servants	<u>29,165,000</u>	<u>22,252,000</u>
E03	Debts	<u>157,704,793,000</u>	<u>149,507,174,000</u>
E031	Permanent Debt - Domestic	<u>14,000,434,000</u>	<u>48,800,035,000</u>
E032	Floating Debt	<u>11,000,000,000</u>	
E033	Permanent Debt - Foreign	<u>132,704,359,000</u>	<u>100,707,139,000</u>



FINANCE

Detail		Budget Estimates 2017-2018	Revised Estimates 2017-2018	Budget Estimates 2018-2019
E-CAPITAL RECEIPTS				
E02	Recoveries of Loan and Advances	<u>50,545,907,000</u>	<u>819,179,000</u>	<u>10,742,374,000</u>
E022	From District Government /TMAs	<u>23,917,000</u>	<u>23,917,000</u>	<u>23,797,000</u>
E02202	TMAs	<u>23,917,000</u>	<u>23,917,000</u>	<u>23,797,000</u>
001	Abdul Hakeem	150,000	150,000	150,000
002	Ahmadpur East	100,000	100,000	100,000
003	Alipur	124,000	124,000	124,000
004	Alipur Chatha	50,000	50,000	50,000
005	Arifwala	401,000	401,000	401,000
006	Bahawalnagar	200,000	200,000	200,000
007	Bahawalpur	200,000	200,000	200,000
008	Bhalwal	250,000	250,000	250,000
009	Burewala	69,000	69,000	69,000
010	Chak Jhumra	100,000	100,000	100,000
011	Chakwal	1,494,000	1,494,000	1,494,000
013	Chishtian	557,000	557,000	557,000
014	Choa Saidan Shah	1,000	1,000	
015	Daska	50,000	50,000	50,000
016	Dipalpur	125,000	125,000	125,000
017	Dera Ghazi Khan	1,200,000	1,200,000	1,200,000
019	Dina	159,000	159,000	159,000
020	Dinga	4,000	4,000	
023	Faqirwali	109,000	109,000	109,000
024	Fateh Jang	540,000	540,000	540,000
025	Fort Abbas	250,000	250,000	250,000
026	Gojra	200,000	200,000	200,000
027	Gujjar Khan	50,000	50,000	50,000
028	Gujrat	932,000	932,000	932,000
029	Hafizabad	498,000	498,000	498,000
030	Haroonabad	574,000	574,000	574,000
031	Hasilpur	299,000	299,000	299,000
032	Haveli Lakha	47,000	47,000	47,000
033	Hujra Shah Muqem	100,000	100,000	100,000
035	Jalalpur Pir Wala	128,000	128,000	128,000
036	Jampur	100,000	100,000	100,000
037	Jhang	500,000	500,000	500,000
038	Jhelum	32,000	32,000	32,000
039	Kabirwala	25,000	25,000	25,000
040	Kahuta	40,000	40,000	40,000
041	Kamalia	891,000	891,000	891,000
042	Kamoki	100,000	100,000	100,000
043	Kasur	328,000	328,000	328,000
044	Khanpur	318,000	318,000	318,000
045	Khewra	423,000	423,000	423,000

FINANCE

Detail		Budget Estimates 2017-2018	Revised Estimates 2017-2018	Budget Estimates 2018-2019
E-CAPITAL RECEIPTS				
046	Khurrian Wala	103,000	103,000	103,000
047	Khushab	418,000	418,000	418,000
048	Kot Addu	62,000	62,000	62,000
050	Ladhay Wala Warriach	175,000	175,000	175,000
051	Lala Musa	287,000	287,000	287,000
053	Liaquatpur	316,000	316,000	316,000
055	Malikwal	50,000	50,000	50,000
057	Mian Channun	294,000	294,000	294,000
058	Mianwali	557,000	557,000	557,000
059	Minchanabad	59,000	59,000	
061	Murree	797,000	797,000	797,000
062	Nankana Sahib	250,000	250,000	250,000
063	Narowal	169,000	169,000	169,000
064	Nowshehra Virkan	200,000	200,000	200,000
065	Okara	591,000	591,000	591,000
066	Pakpattan	100,000	100,000	100,000
067	Pasrur	250,000	250,000	250,000
068	Pattoki	748,000	748,000	748,000
069	Pind Dadan Khan	50,000	50,000	50,000
070	Pindi Bhattian	41,000	41,000	41,000
071	Qila Dedar Singh	150,000	150,000	150,000
072	Rahim Yar Khan	339,000	339,000	339,000
073	Renala Khurd	36,000	36,000	36,000
075	Sadiqabad	125,000	125,000	125,000
076	Sahiwal	980,000	980,000	980,000
078	Sialkot	80,000	80,000	80,000
079	Sillanwali	125,000	125,000	125,000
080	Sohawa	125,000	125,000	125,000
081	Sheikhupura	648,000	648,000	648,000
082	Taxila	119,000	119,000	119,000
083	Taunsa	100,000	100,000	44,000
084	Toba Tek Singh	935,000	935,000	935,000
085	Tandlianwala	100,000	100,000	100,000
087	Uch Sharif	93,000	93,000	93,000
088	Vehari	249,000	249,000	249,000
089	Warburton	60,000	60,000	60,000
090	Yazman	200,000	200,000	200,000
091	Rawalpindi	1,109,000	1,109,000	1,109,000
092	Chichawatni	1,109,000	1,109,000	1,109,000
E024	From Non Financial Institutions	<u>50,492,825,000</u>	<u>773,010,000</u>	<u>10,696,325,000</u>
E02401	Domestic Loans	<u>40,000,000,000</u>		
001	Supplier's Credit for PPIC3 (Punjab Safe Cities Authority)	40,000,000,000		

FINANCE

Detail		Budget Estimates 2017-2018	Revised Estimates 2017-2018	Budget Estimates 2018-2019
E-CAPITAL RECEIPTS				
E02420	Others Corporation Limited	<u>10,492,825,000</u>	<u>773,010,000</u>	<u>10,696,325,000</u>
018	Punjab Small Industries Corporation	15,000,000		
028	Sui Northern Gas Pipelines Limited	72,000,000	72,000,000	68,000,000
029	4% retrun on assets transferred to WAPDA	9,000,000	9,284,000	9,000,000
030	Punjab Industrial Estate Management and Development Company	120,550,000	120,550,000	120,550,000
031	Faisalabad Industrial Estate Development and Management Company	200,000,000	272,375,000	200,000,000
040	Small Scale Fish Farmers for Fisheries Development	1,000,000	1,026,000	1,000,000
044	Excise and Taxation Department for the Project "MTMIS"	35,000,000		
048	Rawalpinid Development Authority - WASA	40,275,000	40,275,000	40,275,000
049	Transport Department	10,000,000,000		10,000,000,000
050	Punjab Land Development Company (PLDC)		257,500,000	257,500,000
E025	From Government Servants	<u>29,165,000</u>	<u>22,252,000</u>	<u>22,252,000</u>
E02501	House Building Advance	<u>11,362,000</u>	<u>8,671,000</u>	<u>8,671,000</u>
001	Provincial Governemt employees other than Forestry and Wildlife department	11,362,000	8,671,000	8,671,000
E02502	Motor Car Advance	<u>1,104,000</u>	<u>1,130,000</u>	<u>1,130,000</u>
001	Provincial Governemt employees other than Forestry and Wildlife department	1,104,000	1,130,000	1,130,000
E02503	Motor Cycle/Scooter Advance	<u>16,636,000</u>	<u>12,383,000</u>	<u>12,383,000</u>
001	Provincial Governemt employees other than Forestry and Wildlife department	16,636,000	12,383,000	12,383,000

FINANCE

Detail		Budget Estimates 2017-2018	Revised Estimates 2017-2018	Budget Estimates 2018-2019
E-CAPITAL RECEIPTS				
E02504	Cycle Advance	<u>63,000</u>	<u>68,000</u>	<u>68,000</u>
001	Provincial Government Employees other th	63,000	68,000	68,000
E03	Debts	<u>157,704,793,000</u>	<u>149,507,174,000</u>	<u>84,143,655,000</u>
E031	Permanent Debt - Domestic	<u>14,000,434,000</u>	<u>48,800,035,000</u>	<u>434,000</u>
E03101	Permanent Debt - Direct Bonds	<u>434,000</u>	<u>35,000</u>	<u>434,000</u>
001	Land Commission Compensation Bonds	434,000	35,000	434,000
E03114	3 years Punjab Saving and Investment Bond	8,000,000,000		
E03115	5 years Punjab Saving and Investment Bond	6,000,000,000		
E03120	Others		<u>48,800,000,000</u>	
001	Domestic Bank Borrowing		48,800,000,000	
E032	Floating Debt	<u>11,000,000,000</u>		
E03207	6 months Punjab Treasury Bills	3,000,000,000		
E03208	12 months Punjab Treasury Bills	8,000,000,000		
E033	Permanent Debt - Foreign	<u>132,704,359,000</u>	<u>100,707,139,000</u>	<u>84,143,221,000</u>
E03301	Permanent Debt (Foreign) - Direct		<u>68,778,586,000</u>	<u>33,002,000,000</u>
001	ADB-2286-Pak Renewable Energy Development Sector Investment Program		333,000,000	
002	ADB-2299 & 3351-Pak Lower Bari Doab Canal Improvement Project		1,655,890,000	
003	ADB-2300-Pak Punjab Irrigated-Agriculture Investment Program		4,236,000	
004	ADB-2841-Pak New Khanki Barrage Construction Project		2,300,000,000	
005	ADB-2971-Pak - Pakpattan Canal and Sulemanki Barrage Improvement Project		317,651,000	

FINANCE

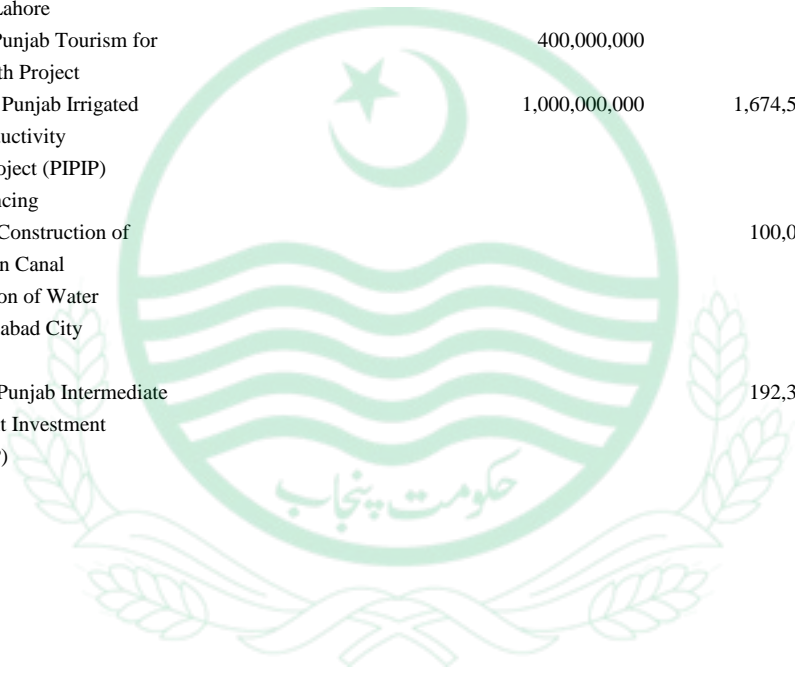
Detail		Budget Estimates 2017-2018	Revised Estimates 2017-2018	Budget Estimates 2018-2019
E-CAPITAL RECEIPTS				
006	ADB-3159-3160-Pak - Rehabilitation and Upgradation of Trimmu Barrage & Panjnad Headworks		923,674,000	
007	ADB-3264-Pak- Flood Emergency Reconstruction and Resilience Project		774,621,000	
008	PDA-6006 Engineering Design of Jalalpur PDA for Jalalpur Irrigation Project		130,000,000	
009	IDA-5081-Pak Punjab Irrigated Agriculture Productively Improvement Program Project (PIPIP)		37,197,000	
010	IDA-5686-Disaster & Climate Resilience Improvement Project		1,660,000	
011	IDA-5983-Pak-Punjab Tourism for Economic Growth Project		55,288,000	
012	Metro Rail Transit System on the Orange Line in Lahore		60,743,490,000	33,002,000,000
013	JBIC-PK-P59-Punjab Irrigation System Improvement Project (PISIP)		9,057,000	
014	IBRD-7900-Pak Punjab Barrages Improvement Phase-II Project (Jinnah Barrage)		16,317,000	
015	IDA-5258-Pak Punjab Health Sector Reforms Program		1,476,505,000	
E03302	Permanent Debt (Foreign) - Received from Federal Government	<u>132,704,359,000</u>	<u>31,928,553,000</u>	<u>51,141,221,000</u>
001	A-NON DEVELOPMENT	<u>15,603,450,000</u>	<u>20,533,602,000</u>	<u>21,150,090,000</u>
	015- IDA-5153-Pak Punjab Cities Governance Improvement Project (World Bank Assisted)	531,931,000		
	016- IDA-5258-Pak Punjab Health Sector Reforms Program	3,850,750,000	1,802,591,000	3,170,700,000
	017- IDA-5314-Pak Punjab Public Management Reform Progr	1,579,124,000	1,152,000,000	
	018- IDA-5630-Pak Punjab Skills Development Project	1,055,000,000	1,210,000,000	1,287,000,000
	019- IBRD-8600-Pak Punjab Jobs & Competitiveness Projec	2,110,000,000	2,310,088,000	2,340,000,000

FINANCE

		Budget Estimates 2017-2018	Revised Estimates 2017-2018	Budget Estimates 2018-2019
Detail				
E-CAPITAL RECEIPTS				
	020- IBRD-8620-Pak Punjab Education Sector Reform Progr	4,040,650,000	8,493,992,000	9,045,270,000
	021- ADB-3476-Pak Access to Clean Energy Investment Pro	2,435,995,000	1,383,815,000	1,821,690,000
	022- IDA-5786-Pak National Immunization Support Program		874,610,000	503,100,000
	023- IBRD-8809-Pak Strengthening Markets for Agriculture and Rural Transformation (SMART) Punjab		3,306,506,000	2,982,330,000
002	B-DEVELOPMENT	<u>117,100,909,000</u>	<u>11,394,951,000</u>	<u>29,991,131,000</u>
	033- ADB-2299-Lower Bari Doab Canal Improvement Project (LBDCIP) including Additional Financing	1,735,000,000		
	035- IBRD-7900-Punjab Barrages Improvement Phase-II Project (Jinnah Barrage)	100,000,000		
	037- ADB-2286-Renewable Energy Development Sector Investment Program	544,100,000		
	044- JBIC-PK-P59-Punjab Irrigation System Improvement Project (PISIP)	500,000,000	427,730,000	462,000,000
	052- IFAD-1443-Pak Southern Punjab Poverty Alleviation	497,279,000	92,689,000	1,137,621,000
	053- ADB-2841-Pak New Khanki Barrage Construction Project	2,400,000,000		
	054- IDA-5081-Pak Punjab Irrigated Agriculture Productively Improvement Program Project (PIPIP)	1,760,795,000	1,264,146,000	1,760,000,000
	056- ADB Loan No.2971-Pak Pakpattan Canal and Sulemanki Barrage Improvement Project (PIAIP Tranche 3)	800,000,000		
	059- ADB-3159 & 3160-Pak Rehabilitation and Upgradation of Trimmu Barrage & Panjnad Headworks	2,400,000,000	1,175,075,000	2,978,235,000
	061- ADB-3264-Pak Flood Emergency Reconstruction and Resilience Project	6,928,500,000	5,726,293,000	3,791,575,000
	062- IDA-5686-Pak Disaster & Climate Resilience Improvement Project	3,950,000,000	642,100,000	6,294,870,000

FINANCE

Detail	Budget Estimates 2017-2018	Revised Estimates 2017-2018	Budget Estimates 2018-2019
E-CAPITAL RECEIPTS			
063- Engineering Design of Jalalpur ADB Loan PDA-6006 for Jalalpur Irrigation Project	130,000,000		
064- ADB-3636-Pak Enhancing PPPs in Pakisan (Punjab)	500,000,000	100,000,000	2,200,000,000
065- Metro Rail Transit System on the Orange Line in Lahore	93,455,235,000		
066- IDA-5983-Pak-Punjab Tourism for Economic Growth Project	400,000,000		880,000,000
067- IBRD-8799-Pak Punjab Irrigated Agriculture Productivity Improvement Project (PIPIP) Additional Financing	1,000,000,000	1,674,588,000	2,750,000,000
068- ADB-3599-Pak Construction of Jalalpur Irrigation Canal		100,000,000	3,620,000,000
069- France - Extension of Water Resources Faisalabad City Phase-II			2,508,270,000
070- ADB-3562-Pak Punjab Intermediate Cities Investment Investment Program (PICIP)		192,330,000	1,608,560,000



FOOD

Total Receipt: 279,453,780,000Head of Department: *The Secretary to Government of the Punjab, Food*

	Budget Estimates 2017-2018	Revised Estimates 2017-2018	Budget Estimates 2018-2019
Summary			
E-CAPITAL RECEIPTS			
E01	Recoveries of Investment	<u>129,753,500,000</u>	<u>92,138,830,000</u>
E012	State Trading Schemes Receipts	<u>129,753,500,000</u>	<u>92,138,830,000</u>
E03	Debts	<u>130,203,479,000</u>	<u>130,392,653,000</u>
E032	Floating Debt	<u>130,203,479,000</u>	<u>130,392,653,000</u>



FOOD

Detail		Budget Estimates 2017-2018	Revised Estimates 2017-2018	Budget Estimates 2018-2019
E-CAPITAL RECEIPTS				
E01	Recoveries of Investment	<u>129,753,500,000</u>	<u>92,138,830,000</u>	<u>149,359,600,000</u>
E012	State Trading Schemes Receipts	<u>129,753,500,000</u>	<u>92,138,830,000</u>	<u>149,359,600,000</u>
E01202	Provincial	<u>110,427,500,000</u>	<u>71,195,784,000</u>	<u>111,750,000,000</u>
001	Sale Proceeds of Wheat	110,427,500,000	71,195,784,000	111,750,000,000
E01203	Others	<u>19,326,000,000</u>	<u>20,943,046,000</u>	<u>37,609,600,000</u>
001	Provincial Subsidy on Wheat	15,000,000,000	17,049,646,000	32,500,000,000
002	Others	4,326,000,000	3,893,400,000	5,109,600,000
E03	Debts	<u>130,203,479,000</u>	<u>130,392,653,000</u>	<u>130,094,180,000</u>
E032	Floating Debt	<u>130,203,479,000</u>	<u>130,392,653,000</u>	<u>130,094,180,000</u>
E03202	Cash Credit Accommodation	<u>130,203,479,000</u>	<u>130,392,653,000</u>	<u>130,094,180,000</u>
001	Advances from Commercial Banks (Account 2)	130,203,479,000	130,392,653,000	130,094,180,000

